



UNITED ARAB EMIRATES
MINISTRY OF HEALTH & PREVENTION

E-SERVICES APPLICATION USER MANUAL

Import and Export Services

Table of content

COPYRIGHTS AND CONFIDENTIALITY.....	3
INTRODUCTION.....	4
1 USER CREATION AND LOGIN.....	5
1.1 USER CREATION	5
1.2 LOGIN AND DASHBOARD.....	6
2 AUTHORIZATIONS.....	8
2.1 IMPORT NARCOTIC, CONTROLLED, AND SEMI CONTROLLED PRODUCTS – IMPORT MEDICINAL PRODUCT	8
2.2 IMPORT NARCOTIC, CONTROLLED, AND SEMI CONTROLLED PRODUCTS – IMPORT RAW MATERIAL FOR MANUFACTURING.....	15
2.3 EXPORT NARCOTIC, CONTROLLED, AND SEMI CONTROLLED PRODUCTS.....	24
3 IMPORT	31
3.1 IMPORT DRUG FOR PERSONAL USE.....	31
3.2 IMPORT MEDICINAL PRODUCT	37
3.3 IMPORT RAW MATERIALS.....	46
3.4 IMPORT CHEMICAL PRECURSORS	51
4 EXPORT	57
4.1 RE-EXPORT DRUG.....	57
4.2 EXPORT MEDICINAL PRODUCT.....	64
4.3 EXPORT CHEMICAL PRECURSORS	70

COPYRIGHTS AND CONFIDENTIALITY

This document is submitted with understanding that the import and export user manual information contained herein this document shall not be disclosed outside the recipient's used, shall not be duplicated, used or disclosed in whole or in part for any purpose.

The reader acknowledges that the information provided by MoHAP is confidential; therefore, reader agrees not to disclose it without the express written permission of MoHAP.

INTRODUCTION

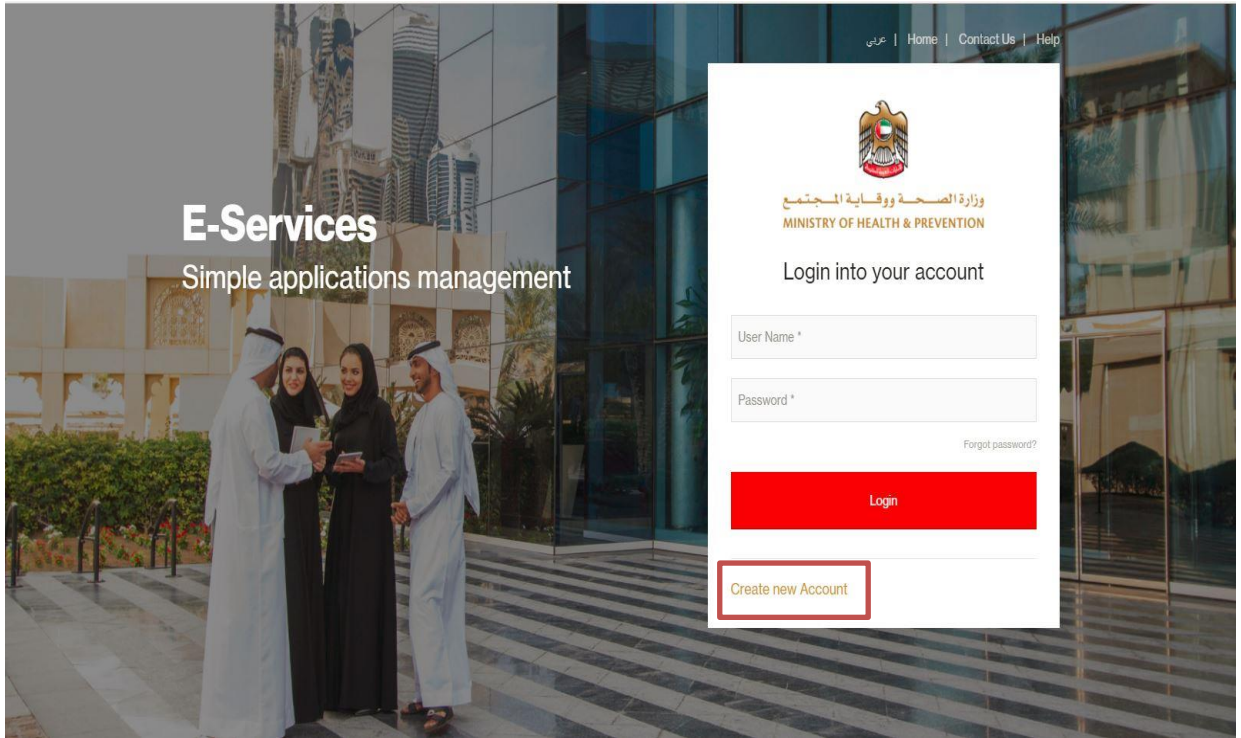
This document explains all the steps which are required for Site Administrator and agent user to create and view import and export applications.

This document will provide ease to the business users in understanding all the screens of the application.

1 USER CREATION AND LOGIN

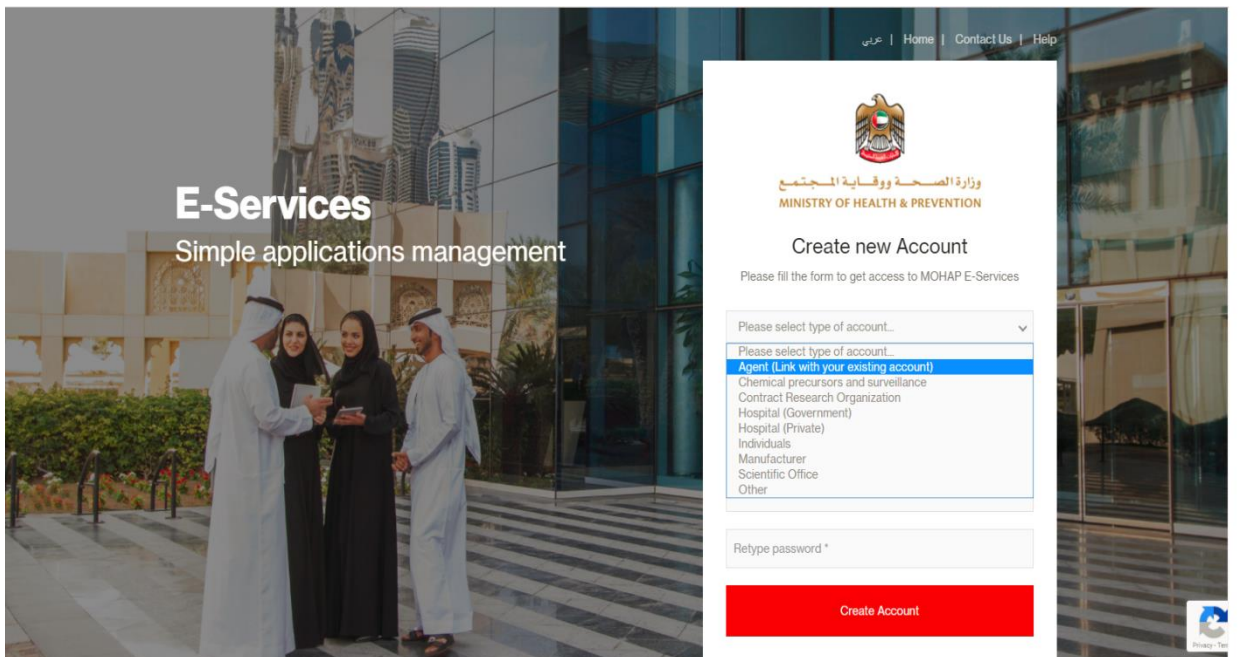
1.1 USER CREATION

Navigate to the application login screen and click over “Create New Account”



The application takes you to the “Create New Account” screen, select the account type:

- A. If you select the account type as “Agent (Link with your existing account)”



Then the screen fields will be as follow:

- Your existing username
- Please set a new password
- Retype password
- “Link Account” button

You should put the existing username for PH Licensing system and you should have a valid license

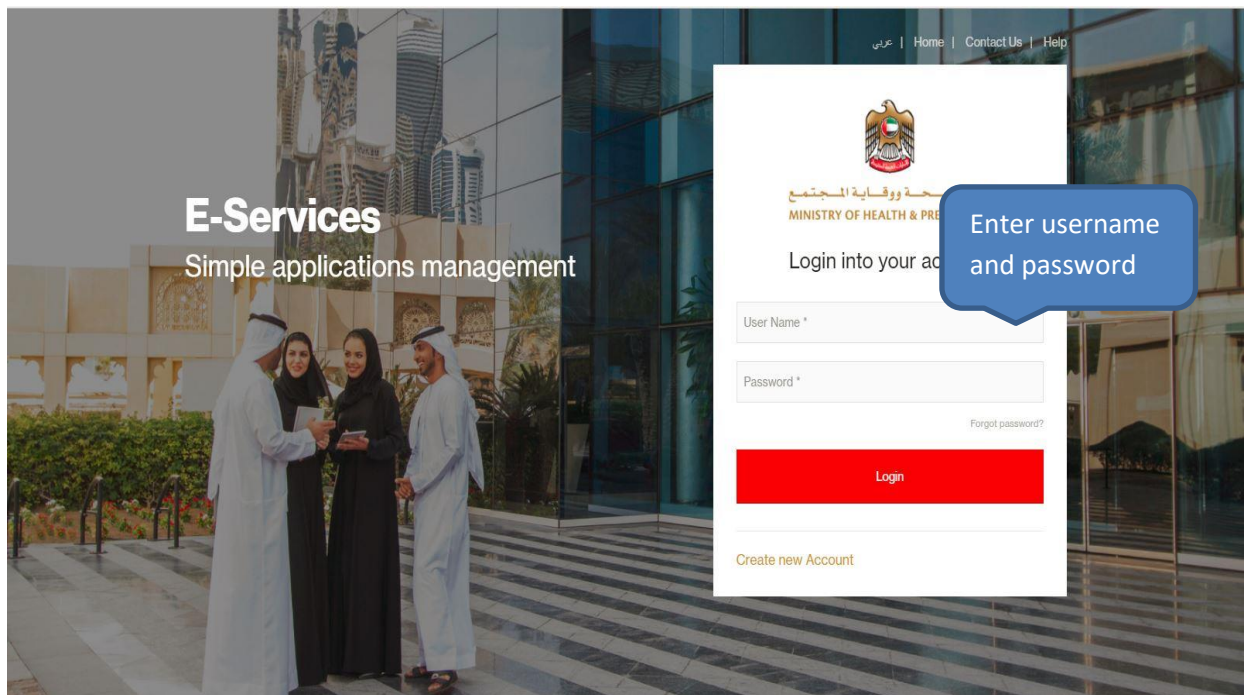
B. For other user types, then the screen fields will be as follow:

- Username
- Email Address
- New Password
- Retype Password
- “Create Account” button

The system sends an activation link to the provided email address; you can activate your account by clicking over the activation link.

1.2 LOGIN AND DASHBOARD

If you do not have a valid username and password go to the previous step and create a new account, otherwise, provide your user name and password and click over login.



After the user is successfully logged in the system, the dashboard page is displayed,

The dashboard page features a top navigation bar with links for 'Home', 'Contact Us', 'Help', and 'Account'. Below this is the Ministry of Health & Prevention logo and a search icon. The main navigation menu includes 'Dashboard', 'My applications', 'Payments', and 'New Application'. The central area displays a 'Status' table with columns for DATE, ID NO., APPLICATION TYPE, STATUS, and ACTION. To the right, there is a promotional banner for 'Welcome to online Application e-services' with a 'Start your application' button.

DATE	ID NO.	APPLICATION TYPE	STATUS	ACTION
24/12/2017	3534	Re-Export Drugs	WAITING FOR PAYMENT	Pay
25/12/2017	3547	Authorization for Medical Product By Local Agent	APPROVED	Print Authorization
24/12/2017	3531	Authorization for Medical Product By Local Agent	APPROVED	Print Authorization
24/12/2017	3529	Request for Drug Re-Pricing	APPROVED	Print Certificate
24/12/2017	3527	Free Sale Certificate for Export Purposes CLAMOX 457 mg / 5 ml	APPROVED	Print Certificate

View all

In the dashboard, you can know the status of the submitted applications, renew expired applications, print certificates/ letters, and create new applications.

2 AUTHORIZATIONS

Under the Authorizations tile, you will find the following services:

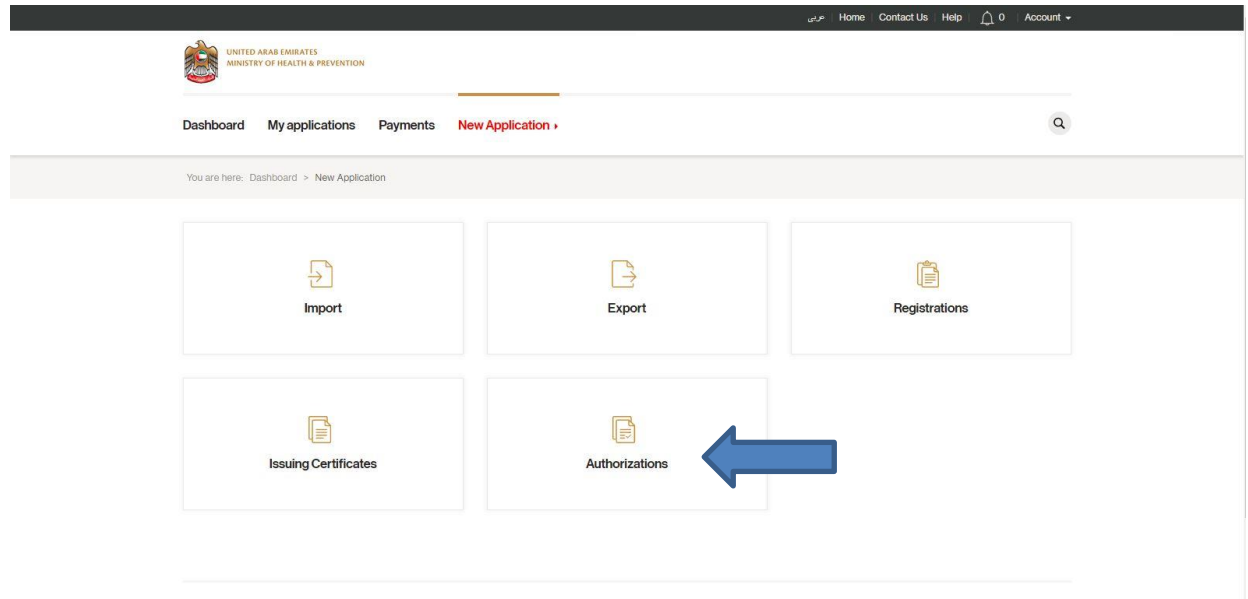
- Import Narcotic, Controlled, and Semi Controlled Products
 - Authorization for Import of Medicinal Product (Drug Store)
 - Authorization for Medicinal Raw Materials – Manufacture (Manufacturing Account)
 - Authorization for Medicinal Raw Materials – Other (Manufacturing Account)
- Export Narcotic, Controlled, and Semi Controlled Products

2.1 IMPORT NARCOTIC, CONTROLLED, AND SEMI CONTROLLED PRODUCTS – IMPORT MEDICINAL PRODUCT

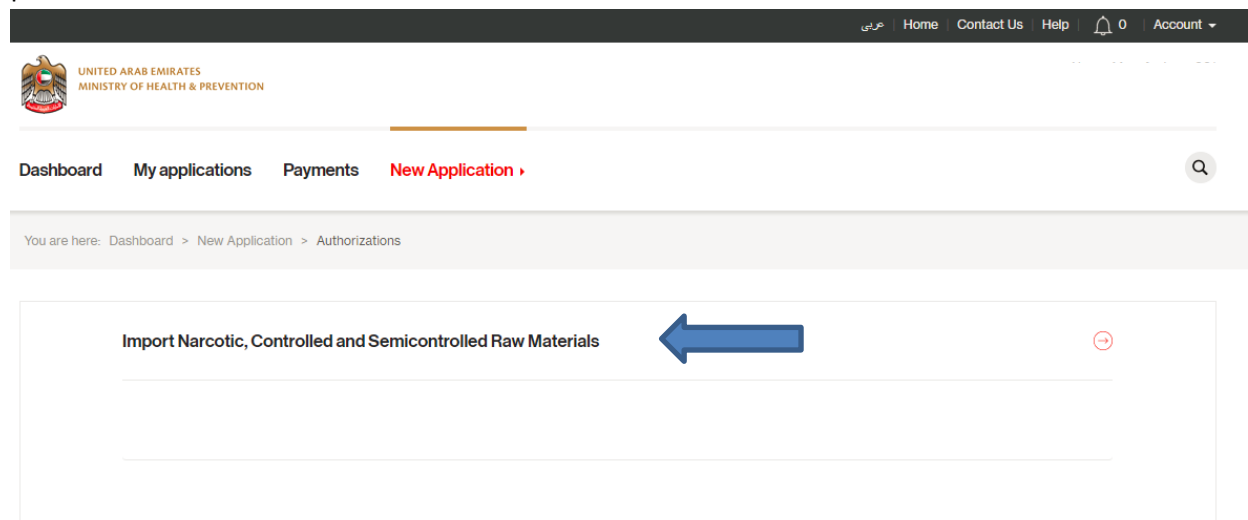
Log into the system using your credentials and then click on start new application link

DATE	ID NO.	APPLICATION TYPE	STATUS	ACTION
24/12/2017	3534	Re-Export Drugs	WAITING FOR PAYMENT	Pay
25/12/2017	3547	Authorization for Medical Product By Local Agent	APPROVED	Print Authorization
24/12/2017	3531	Authorization for Medical Product By Local Agent	APPROVED	Print Authorization
24/12/2017	3529	Request for Drug Re-Pricing	APPROVED	Print Certificate
24/12/2017	3527	Free Sale Certificate for Export Purposes CLAMOX 457 mg / 5 ml	APPROVED	Print Certificate

Click on “Authorizations” tile



The system takes you to the service’s screen, click on “import narcotic, controlled, and semi controlled products”




Start typing the product name, the systems filters the products based on the entered data

Authorization for Import of Medicinal Product

PRODUCT SELECTION PRODUCT EXPORTER END USER ATTACHMENTS APPLICANT

Product

Product name Start typing product name 

Didn't find registered products? Add unregistered product:

Add

Or else, if you didn't find the item you can add new product by clicking over "Add" button


Authorization for Import of Medicinal Product

PRODUCT SELECTION PRODUCT EXPORTER END USER ATTACHMENTS APPLICANT

Product

Product name Start typing product name

Didn't find registered products? Add unregistered product:

Add 

If you selected the “Add” unregistered product, then you need to fill all the product details, otherwise, If you selected a product from the list then you need to fill the quantity, strength, and batch details and then click on Next

CIF Unit Price 120.98	Currency U.A.E. Dirham	
Quantity * 120	Strength * ml	
Batch Number 123	Batch Manufacturing Date * 2017/12/24	Batch Expiry Date * 2019/12/31
Comments		
Active Product Ingredient duloxetine	Quantity 60	Strength mg
Base Content	Content Factor	
< Back		Next

Fill the Exporter details

Authorization for Import of Medicinal Product

PRODUCT SELECTION — PRODUCT — EXPORTER — END USER — ATTACHMENTS — APPLICANT

Exporter

Invoice No *	Invoice Date *	
Exporter Type *		
Exporter Name *	Address *	
City *	Country *	
Invoice Amount *	Currency *	
< Back		Save Next

Fill the End user details and then click on Next, if you select the end user type as government or private hospital, then all the fields become mandatory, and if you select the end user type as local market, then the

mandatory fields are port of entry and port of exit only
Authorization for Import of Medicinal Product

PRODUCT SELECTION — PRODUCT — EXPORTER — **END USER** — ATTACHMENTS — APPLICANT

End User

End User Type
Local Market

LPO Number LPO Date

End User Name Address

City Country
UAE

PO Box

Telephone Email

Fax Website

Port of Entry *
Sharjah Port

Port Of Exit *
Canada port

< Back Save Next

Upload the attachments and click on Next

Authorization for Import of Medicinal Product

PRODUCT SELECTION — PRODUCT — EXPORTER — END USER — ATTACHMENTS — APPLICANT

Document Attachments

LPO/Invoice *

The system shows the applicant details, you need to accept the terms and conditions and then click on Apply

Authorization for Import of Medicinal Product

PRODUCT SELECTION — PRODUCT — EXPORTER — END USER — ATTACHMENTS — APPLICANT

Applicant

License No

Name Address

City Country
Abu Dhabi UAE

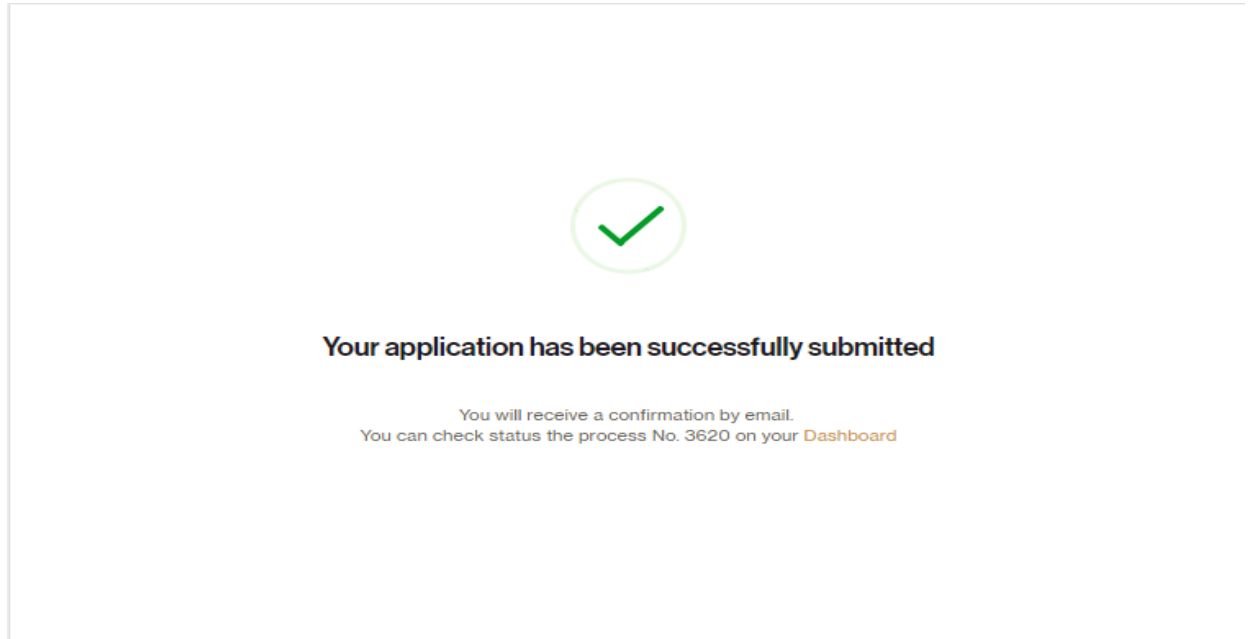
PO Box

Telephone Email

Fax Website

I accept general Terms & Conditions *

A successful message is displayed to the user, after submission the application



After the authorization is approved, the user can print the authorization certificate from the dashboard by clicking on “Print Authorization” button

Header: Home Contact Us Help 0 Account

UNITED ARAB EMIRATES MINISTRY OF HEALTH & PREVENTION

Name: NEW MEDICAL CENTRE TRADING
License: 1275 (Invalid Date)
Address: MUSSAFAH MUSSAFAH 9 SOLTAN MOHAMED SALEM

Dashboard My applications Payments **New Application**

DATE	ID NO.	APPLICATION TYPE	STATUS	ACTION
24/12/2017	3531	Authorization for Medical Product By Local Agent	APPROVED	Print Authorization
24/12/2017	3529	Request for Drug Re-Pricing	APPROVED	Print Certificate
24/12/2017	3527	Free Sale Certificate for Export Purposes CLAMOIX 457 mg / 5 ml	APPROVED	Print Certificate
24/12/2017	3526	Pharmaceutical Product Certificate CPP Amoxidin® 500mg	APPROVED	Print Certificate
24/12/2017	3525	Pricing Certificate Amoxidin® 500mg	APPROVED	Print Certificate

[View all](#)

Welcome to online Application e-services

[Start your application](#)

2.2 IMPORT NARCOTIC, CONTROLLED, AND SEMI CONTROLLED PRODUCTS – IMPORT RAW MATERIAL FOR MANUFACTURING

Log into the system using your credentials and then click on start new application link

The screenshot shows the user interface of the MOHAP e-services system. At the top, there is a navigation bar with links for 'Home', 'Contact Us', 'Help', and 'Account'. Below this is the MOHAP logo and a search icon. The main navigation menu includes 'Dashboard', 'My applications', 'Payments', and 'New Application'. A blue arrow points to the 'New Application' link. The main content area features a 'Status' table with columns for DATE, ID NO., APPLICATION TYPE, STATUS, and ACTION. The table lists five applications with their respective statuses and actions. A 'View all' button is located at the bottom left of the table. On the right side, there is a promotional banner for 'Welcome to online Application e-services' featuring a woman at a computer. A red button labeled 'Start your application' is positioned at the bottom of the banner, with a blue arrow pointing to it.

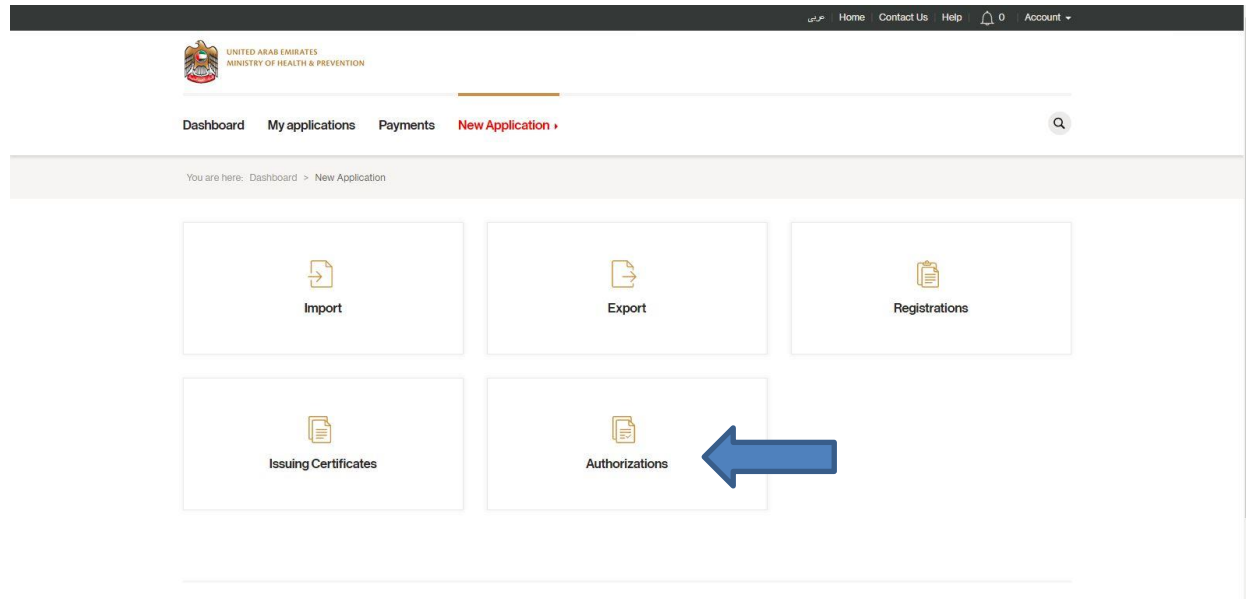
DATE	ID NO.	APPLICATION TYPE	STATUS	ACTION
24/12/2017	3534	Re-Export Drugs	WAITING FOR PAYMENT	Pay
25/12/2017	3547	Authorization for Medical Product By Local Agent	APPROVED	Print Authorization
24/12/2017	3531	Authorization for Medical Product By Local Agent	APPROVED	Print Authorization
24/12/2017	3529	Request for Drug Re-Pricing	APPROVED	Print Certificate
24/12/2017	3527	Free Sale Certificate for Export Purposes GLAMOX 457 mg / 5 ml	APPROVED	Print Certificate

View all

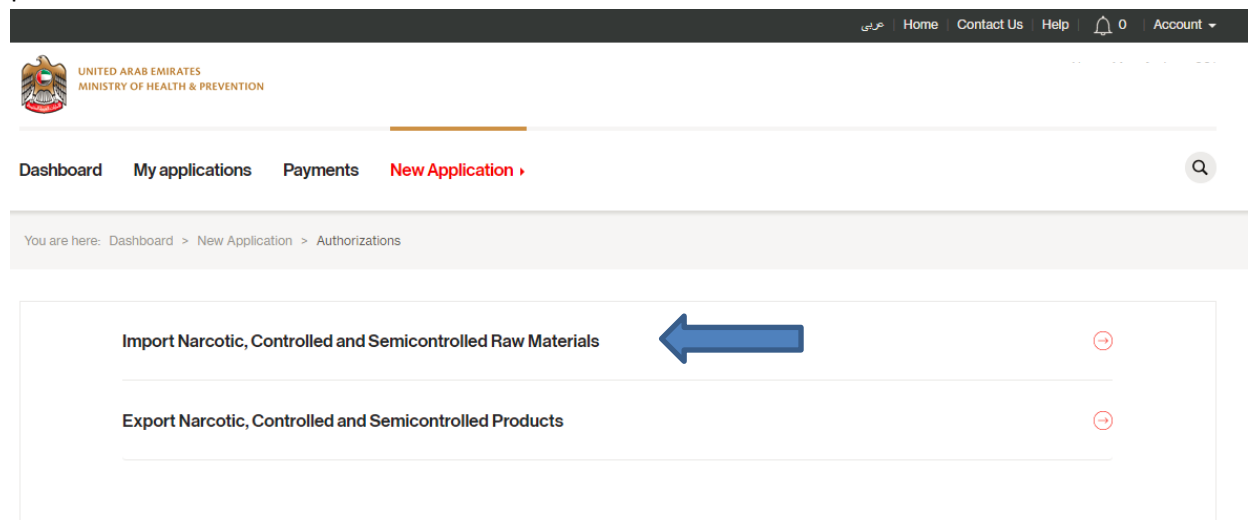
Welcome to online Application e-services

Start your application

Click on “Authorizations” tile



The system takes you to the service’s screen, click on “import narcotic, controlled, and semi controlled products”



Select the import purpose (Manufacture or Others)

Authorization for Medicinal Raw Materials

PRODUCT SELECTION > EXPORTER > END USER > ATTACHMENTS > MANUFACTURER

Import Purpose Selection

Manufacture Other

If you select other, then you can select the type of raw material (Active, Inactive, and Unregistered), but if you select Manufacture then you cannot select unregistered item.

Authorization for Medicinal Raw Materials - Other

PRODUCT SELECTION > EXPORTER > END USER > ATTACHMENTS > MANUFACTURER

Import Purpose Selection

Manufacture Other

Type Of Raw Material

Active Product Ingredient Inactive Product Ingredient Unregistered

Now start typing the ingredient name, the system filters the ingredients based on the entered characters

Manufacture

Other

Type Of Raw Material

Active Product Ingredient Inactive Product Ingredient Unregistered

Add Ingredients

Ingredient nameERO×

Clerodendron trichotomum
Cochliobolus heterostrophus
Veronica chamaedrys
Veronica officinalis
Veronicastrum virginicum
Xerophyllum asphodeloides
cholecalciferol
Ergocalciferol

Fill all the related product details, like quantity, batch details, ingredient source and then click Add
Authorization for Medicinal Raw Materials - Other

PRODUCT SELECTION
EXPORTER
END USER
ATTACHMENTS
MANUFACTURER

Raw Material

Clerodendron trichotomum

Quantity *

Quantity Unit *

Unit Price In Invoice Currency *

Batch Number *

Batch Manufacturing Date *

Batch Expiry Date *

Base Content

Quantity Unit

Content Factor

Substance Type:

Dispensing Mode *

Pharmaceutical Ingredient Source

Select API Source:

Ingredient Manufacturing Site

address

City

Country

Correction to the API source is needed ?

< Back

ADD

You need to enter the API source, if it is empty or wrong by ticking on “Correction to the API source is needed?” option, then you will be able to add an ingredient.

Enter the issuer name, the system filters the result based on the entered characters

Authorization for Medicinal Raw Materials - Other

PRODUCT SELECTION — PRODUCT — EXPORTER — END USER — ATTACHMENTS — MANUFACTURER

Exporter

Exporter Type *

Ingredient Manufacturing Site

Issuer *

OCTAPHARMA PHARMAZEUTIKA PRODUKTIONSGES M.B.H

Address

Octapharma Pharmazeutika Produktionsgesellschaft m.b.h, Oberlaa

City

Vienna

Country

AUSTRIA

< Back

Save Next

Fill the End user details and then click on Next, if you select the end user type as government or private hospital, then all the fields become mandatory, and if you select the end user type as local market, then the mandatory fields are port of entry and port of exit only

Authorization for Import of Medicinal Product

PRODUCT SELECTION — PRODUCT — EXPORTER — **END USER** — ATTACHMENTS — APPLICANT

End User

End User Type
Local Market

LPO Number LPO Date

End User Name Address

City Country
UAE

PO Box

Telephone Email

Fax Website

Port of Entry *
Sharjah Port

Port Of Exit *
Canada port

< Back Save Next

Upload the attachments and click on Next

Authorization for Import of Medicinal Product

PRODUCT SELECTION — PRODUCT — EXPORTER — END USER — ATTACHMENTS — APPLICANT

Document Attachments

LPO/Invoice *

The system shows the applicant details, you need to accept the terms and conditions and then click on Apply

Authorization for Import of Medicinal Product

PRODUCT SELECTION — PRODUCT — EXPORTER — END USER — ATTACHMENTS — APPLICANT

Applicant

License No

Name Address

City Country
Abu Dhabi UAE

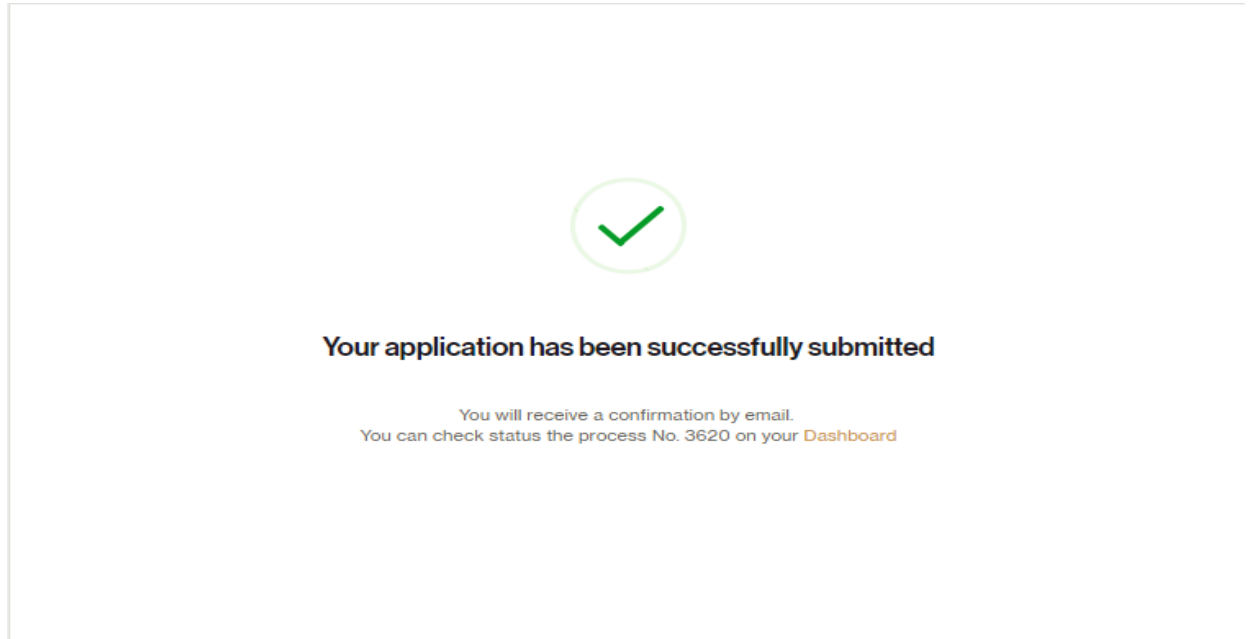
PO Box

Telephone Email

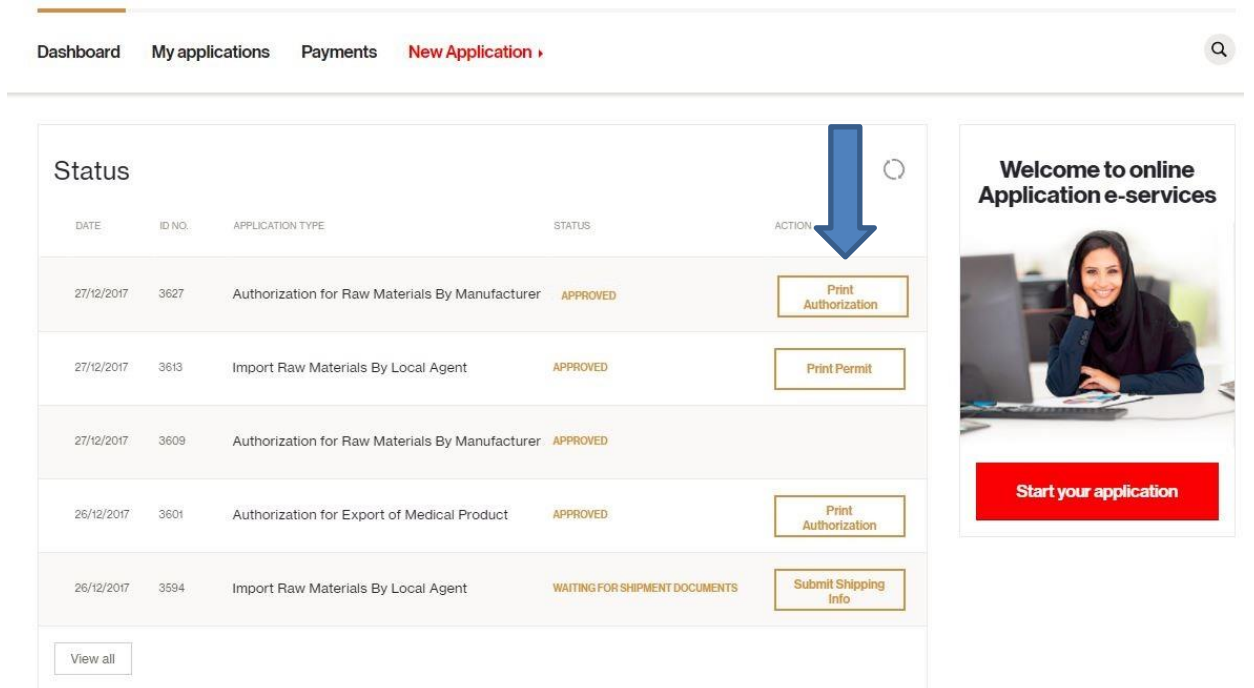
Fax Website

I accept general Terms & Conditions *

A successful message is displayed to the user, after submission the application



After the authorization is approved, the user can print the authorization certificate from the dashboard by clicking on "Print Authorization" button



2.3 EXPORT NARCOTIC, CONTROLLED, AND SEMI CONTROLLED PRODUCTS

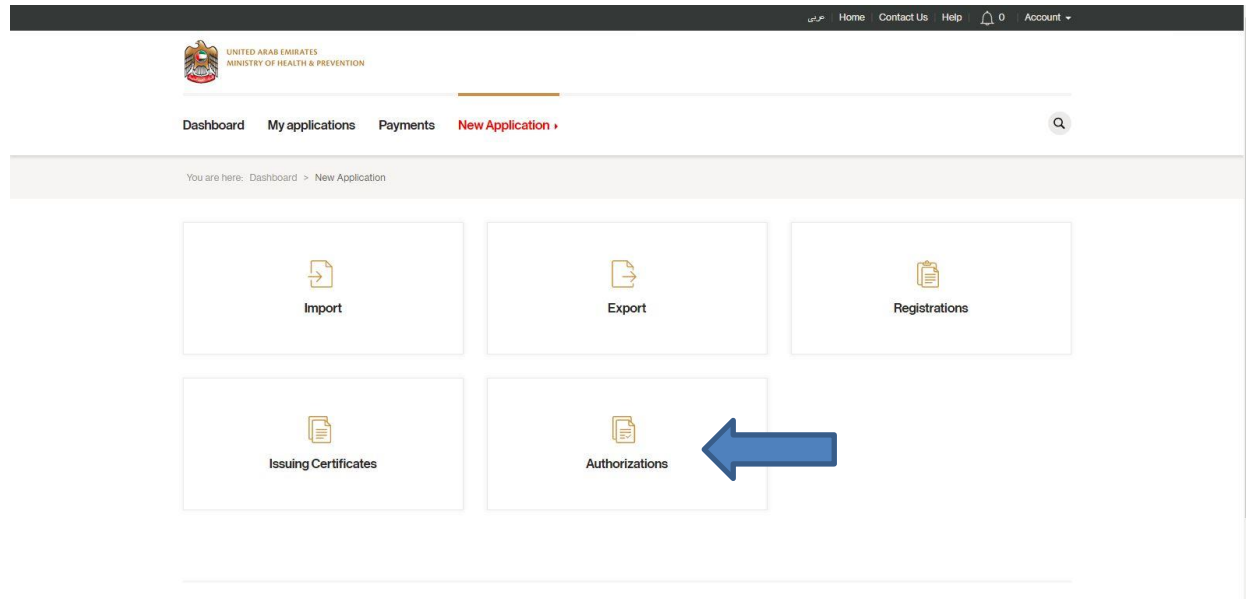
Log into the system using your credentials and then click on start new application link

The screenshot shows the user interface of the MOHAP e-services application. At the top, there is a navigation bar with links for Home, Contact Us, Help, and Account. Below this is a header with the MOHAP logo and name. The main navigation menu includes Dashboard, My applications, Payments, and New Application. The 'New Application' menu item is highlighted with a blue arrow. The main content area displays a 'Status' table with columns for DATE, ID NO., APPLICATION TYPE, STATUS, and ACTION. The table contains five rows of application data. To the right of the table is a 'Welcome to online Application e-services' banner featuring a woman at a computer and a red 'Start your application' button, which is also highlighted with a blue arrow.

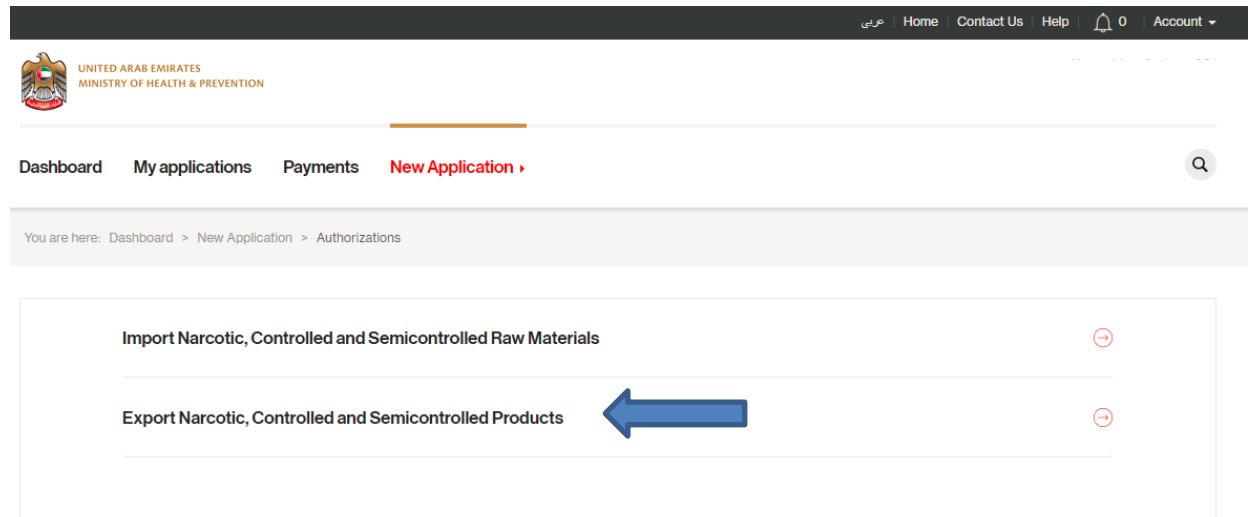
DATE	ID NO.	APPLICATION TYPE	STATUS	ACTION
24/12/2017	3534	Re-Export Drugs	WAITING FOR PAYMENT	Pay
25/12/2017	3547	Authorization for Medical Product By Local Agent	APPROVED	Print Authorization
24/12/2017	3531	Authorization for Medical Product By Local Agent	APPROVED	Print Authorization
24/12/2017	3529	Request for Drug Re-Pricing	APPROVED	Print Certificate
24/12/2017	3527	Free Sale Certificate for Export Purposes CLAMOX 457 mg / 5 ml	APPROVED	Print Certificate

View all

Click on “Authorizations” tile



The system takes you to the service’s screen, click on “import narcotic, controlled, and semi controlled products”



Start typing the product name, the systems filters the products based on the entered data

Authorization for Export of Medicinal Product

PRODUCT SELECTION — PRODUCT — EXPORTER — END USER — ATTACHMENTS — APPLICANT

Product

Product name Start typing product name 

Fill the quantity, strength, and batch details and then click on Next

CIF Unit Price 120.98 Currency U.A.E. Dirham

Quantity * 120 Strength * ml

Batch Number 123 Batch Manufacturing Date * 2017/12/24 Batch Expiry Date * 2019/12/31

Comments

Active Product Ingredient	Quantity	Strength
duloxetine	60	mg

Base Content Content Factor

[Back](#) [Next](#)

Fill the Exporter details

Authorization for Export of Medicinal Product

PRODUCT SELECTION — PRODUCT — **EXPORTER** — END USER — ATTACHMENTS — APPLICANT

Exporter

License No

Exporter Name * Address *

City * Country *

PO Box

Telephone * Email *


Fax Website

Fill the End user details and then click on Next

Authorization for Export of Medicinal Product

PRODUCT SELECTION — PRODUCT — EXPORTER — **END USER** — ATTACHMENTS — APPLICANT

End User

LPO Number * LPO Date * 

End User Name * Address *

City * Country

PO Box

Telephone * Email *

Fax Website

Port of Exit *

Port Of Arrival *

Upload the attachments and click on Next

Authorization for Export of Medicinal Product

PRODUCT SELECTION — PRODUCT — EXPORTER — END USER — **ATTACHMENTS** — APPLICANT

Document Attachments

LPO/Invoice *

The system shows the applicant details, you need to accept the terms and conditions and then click on Apply

Authorization for Export of Medicinal Product

PRODUCT SELECTION — PRODUCT — EXPORTER — END USER — ATTACHMENTS — APPLICANT

Applicant

License No

Exporter Name Address

City Country
Abu Dabi UAE

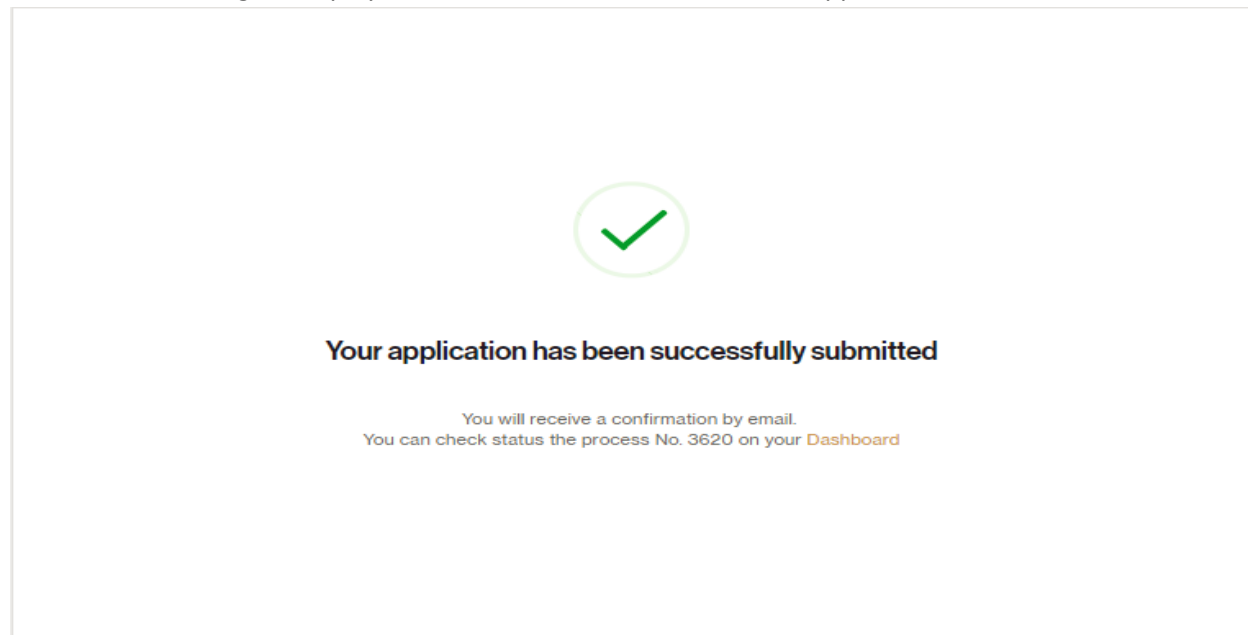
PO Box

Telephone Email

Fax Website

I accept general Terms & Conditions *

A successful message is displayed to the user, after submission the application



After the authorization is approved, the user can print the authorization certificate from the dashboard by clicking on “Print Authorization” button

The screenshot displays the user interface of the MOHAP e-services application. At the top left is the MOHAP logo and name. At the top right, the user's profile information is shown: Name: manufacturer002, Address: Abu Dhabi. Below this is a navigation menu with 'Dashboard', 'My applications', 'Payments', and 'New Application' (highlighted in red). A search icon is located on the far right of the menu. The main content area is divided into two sections. The left section, titled 'Status', contains a table with the following data:

DATE	ID NO.	APPLICATION TYPE	STATUS	ACTION
27/12/2017	3630	Authorization for Export of Medical Product	APPROVED	Print Authorization

Below the table is a 'View all' button. The right section is a promotional banner with the text 'Welcome to online Application e-services' and a photo of a woman at a computer. At the bottom of the banner is a red button labeled 'Start your application'.

3 IMPORT

Under the Import tile, you will find the following services:

- Import Drug for personal use (Individual account)
- Import Medicinal Product (Drug store)
- Import Raw Materials (Manufacturers)
- Import Drug for Exhibition
- Import Chemical Precursors (Chemicals)
 - Import as End User
 - Import For Trading

3.1 IMPORT DRUG FOR PERSONAL USE

Log into the system using your credentials and then click on start new application link

UNITED ARAB EMIRATES
MINISTRY OF HEALTH & PREVENTION

Name: Agenthere

Dashboard My applications **New Application >**

DATE	ID NO.	APPLICATION TYPE	STATUS	ACTION
View all				

Welcome to online Application e-services

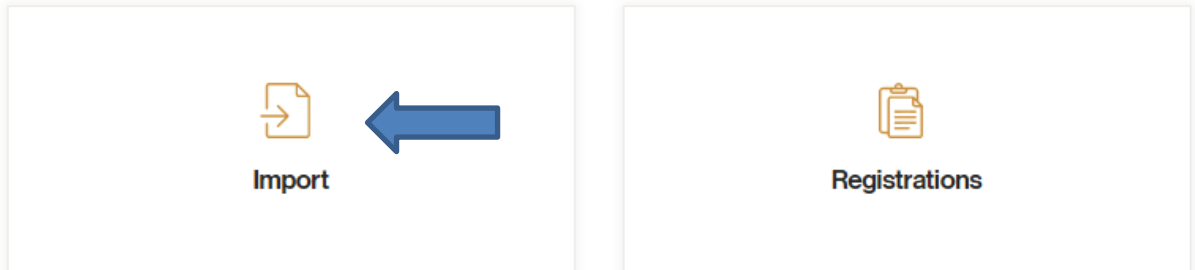
Start your application

To continue work on old submitted applications and to check the status of old applications. Please click on the following [link](#).

Click on “Import” tile

[Dashboard](#) [My applications](#) [New Application ▾](#)

You are here: [Dashboard](#) > [New Application](#)

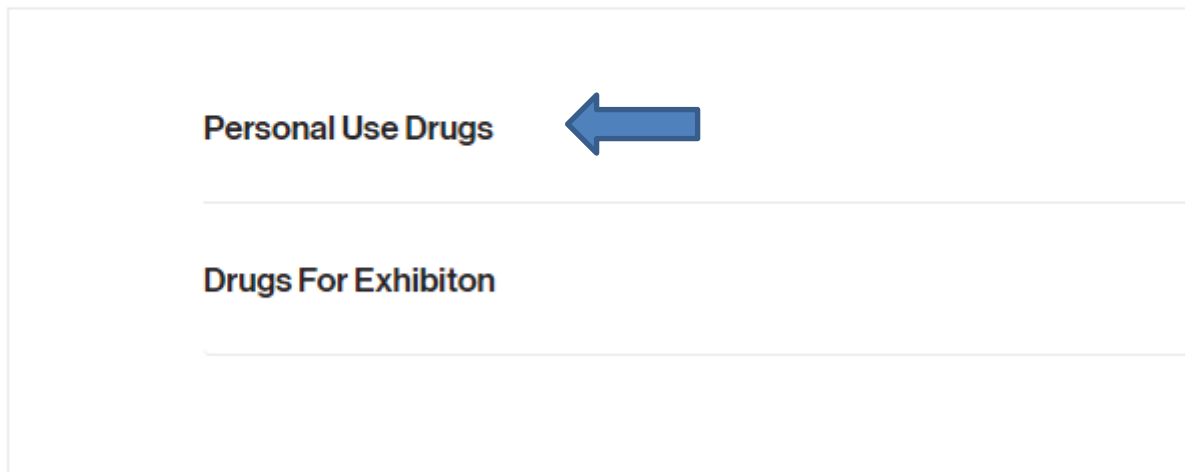


The screenshot shows two white rectangular tiles on a light gray background. The left tile contains an orange icon of a document with an arrow pointing right, followed by a large blue arrow pointing left towards the text 'Import'. The right tile contains an orange icon of a clipboard with a document, followed by the text 'Registrations'.

Click on Personal Use Drugs

[Dashboard](#) [My applications](#) [New Application ▾](#)

You are here: [Dashboard](#) > [New Application](#) > [Import](#)



The screenshot shows two white rectangular tiles within a larger white container. The top tile contains the text 'Personal Use Drugs' followed by a large blue arrow pointing left. The bottom tile contains the text 'Drugs For Exhibiton'.

Fill details of the patient and then click next

Application for Import Permit for Personal Use Drugs

DETAILS OF PATIENT MEDICINES ATTACHMENTS

Details of Patient

Name Surname


Nationality Emirates ID Passport No

Address in UAE

Country of Residence

Mobile Number Email

Date of arrival Date of departure




Add the drug by clicking on add

Application for Import Permit for Personal Use Drugs

DETAILS OF PATIENT **MEDICINES** ATTACHMENTS

Medicines

Your list is empty. Please add any product



Fill the medicine details and then click on Add

Application for Import Permit for Personal Use Drugs

DETAILS OF PATIENT ——— MEDICINES ——— ATTACHMENTS

Medicines

Batch Number

Trade Name *


Active Ingredients/Chemical Substances

Product Form

Quantity *

Pack Size

Pack Size Unit





If you want to add another product click on add otherwise click on Next

Application for Import Permit for Personal Use Drugs

DETAILS OF PATIENT ——— MEDICINES ——— ATTACHMENTS

Medicines

No.	Product name	Quantity	Action
01.	Parafine	120	Edit Delete



Add the attachments, accept terms and conditions and then click Apply

Application for Import Permit for Personal Use Drugs


DETAILS OF PATIENT ——— MEDICINES ——— ATTACHMENTS

Document Attachments


Medical report *

Medicine Prescription *

I accept general Terms & Conditions *



A successful message is displayed




Your application has been successfully submitted

You will receive a confirmation by email.
You can check status the process No. 766 on your [Dashboard](#)

Once the permit is approved then you can print the certificate.

Status				
DATE	ID NO.	APPLICATION TYPE	STATUS	ACTION
21/12/2017	3436	Import Personal Use Drugs	WAITING FOR APPROVAL	
19/12/2017	3368	Import Personal Use Drugs	APPROVED	Print Permit

[View all](#)



3.2 IMPORT MEDICINAL PRODUCT

Log into the system using your credentials and then click on start new application link

The screenshot shows the MOHAP e-services dashboard. At the top, there is a navigation bar with links for Home, Contact Us, Help, and Account. Below this is a header with the MOHAP logo and name. A blue arrow points to the 'New Application' link in the navigation menu. The main content area is divided into two sections. On the left, there is a 'Status' table with columns for DATE, ID NO., APPLICATION TYPE, STATUS, and ACTION. On the right, there is a 'Welcome to online Application e-services' banner featuring a woman at a computer and a red 'Start your application' button, which is also pointed to by a blue arrow.

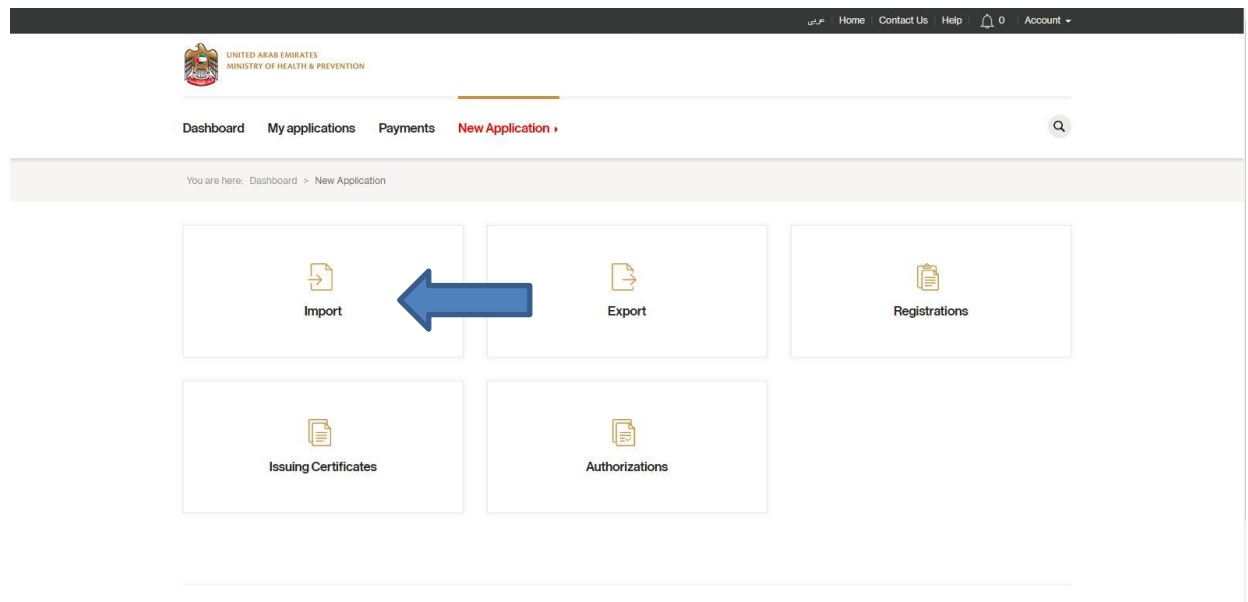
DATE	ID NO.	APPLICATION TYPE	STATUS	ACTION
24/12/2017	3534	Re-Export Drugs	WAITING FOR PAYMENT	Pay
25/12/2017	3547	Authorization for Medical Product By Local Agent	APPROVED	Print Authorization
24/12/2017	3531	Authorization for Medical Product By Local Agent	APPROVED	Print Authorization
24/12/2017	3529	Request for Drug Re-Pricing	APPROVED	Print Certificate
24/12/2017	3527	Free Sale Certificate for Export Purposes CLAMOXY 457 mg / 5 ml	APPROVED	Print Certificate

[View all](#)

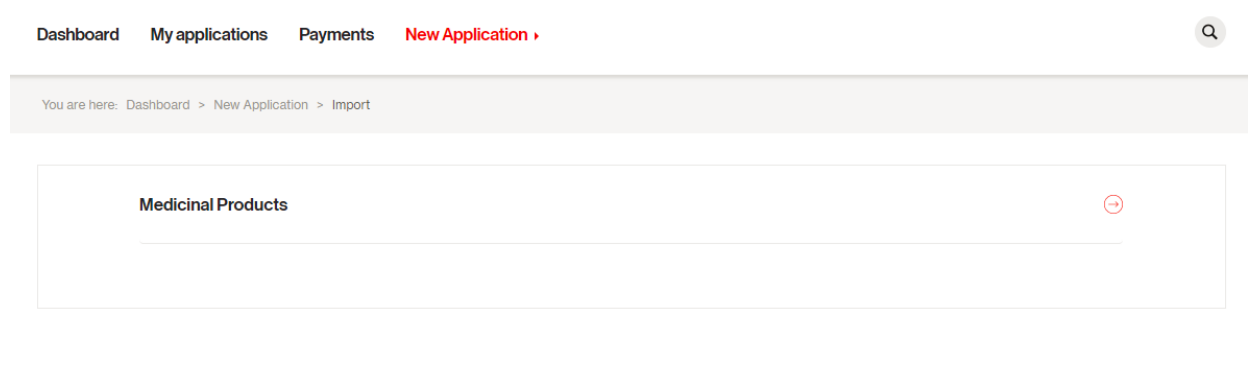
Welcome to online Application e-services

[Start your application](#)

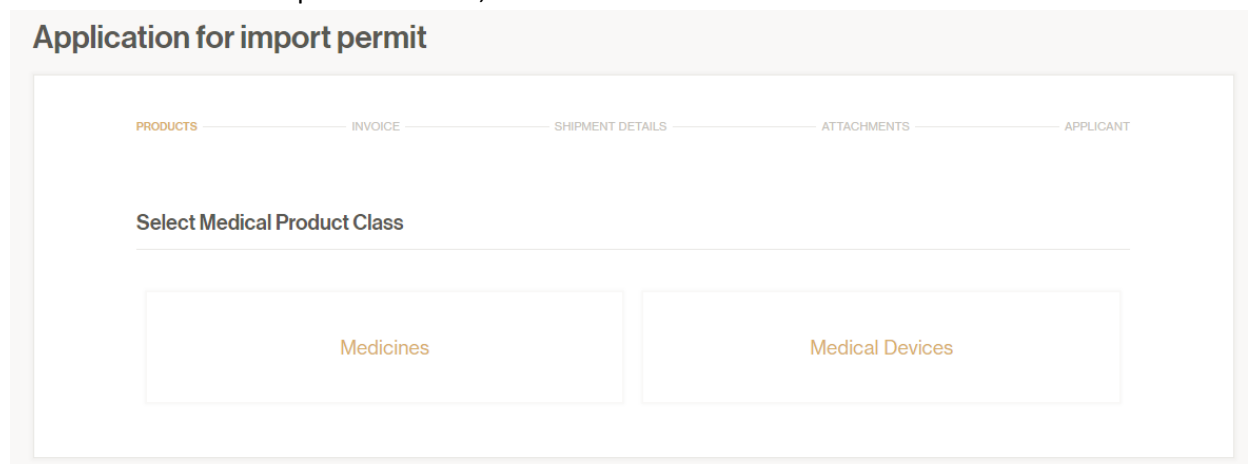
Click on “Import” tile



Click on Medicinal Products



The screen shows two options to select, Medicine and Medical Product



- If you selected import for (local market) then you have the can do one of the following:
 - Search for a registered products (You can add multiple registered products only)

- Add unregistered products (You can add multiple unregistered products only)
- Add from existing Authorizations (You can add multiple products from authorizations only)
- If you selected import for (Exhibition, Demo, Workshop)
 - You can add multiple unregistered products

The process flow will be the same after adding the products.

Import Purpose

Local Market
 Exhibition
 Demo
 Workshop

Product

Product name

Didn't find registered products? Add unregistered product:

[Add](#)

Add Product From Existing Authorization

No.	Product on Authorization	Authorization No.	Quantity	Action
01.	Morphine sulphate 100 ml 150ml oral suspension 150 ml	2736	500	Add
02.	ZENOCEPT 500 50 Tablet	3531	1000000	Add
03.	Endoprost 1 pcs	3567	10	Add
04.	Dulsero 60 30 Capsule	3569	1	Add
05.	Lagaflex 20 Tablet	3577	34	Add
06.	pack 10 Tablet	3578	1	Add
07.	NEURONTIN 400 50 Capsule	3580	100	Add
08.	Lagaflex 1000 Tablet	3584	50	Add
09.	Ephedrine 10 Ampoule	3591	10	Add
10.	Ephedrine 10 Ampoule	3597	1	Add

Currently added product/s

Your list is empty. Please add any product

Add the product and fill the purpose and related price details and then click on Add

End User Type	
Private Hospital	
LPO Number	LPO Date
582566	2017/12/05
Authorization Number	
3567	
Name	Address
MOH CS	Dubai, UAE
Emirates	Country
Dubai	UAE

Remaining Quantity 0

If you want to add another product click on add button, otherwise click on Next

Import Purpose

Local Market

Product

Currently added product/s

No.	Product name	Quantity	Unit Price	Action
01.	Endoprost 1 pcs (SC)	10	123	Edit Delete

Add the invoice details and then click on Next

Application for import permit : Medicines

PRODUCTS — INVOICE — SHIPMENT DETAILS — END USERS — ATTACHMENTS — APPLICANT

Invoice

Invoice No * Invoice Date *

Invoiced By *

Name * Address *

City * Country *

Invoice Amount * Currency *

Products

	Quantity *	Unit Price *
01. Endoprost 1 pcs (SC)	<input type="text" value="10"/>	<input type="text" value="123"/>

Total Amount **1,230.00**

Add the attachments and click on Next

Application for import permit : Medicines

PRODUCTS — INVOICE — SHIPMENT DETAILS — END USERS — ATTACHMENTS — APPLICANT

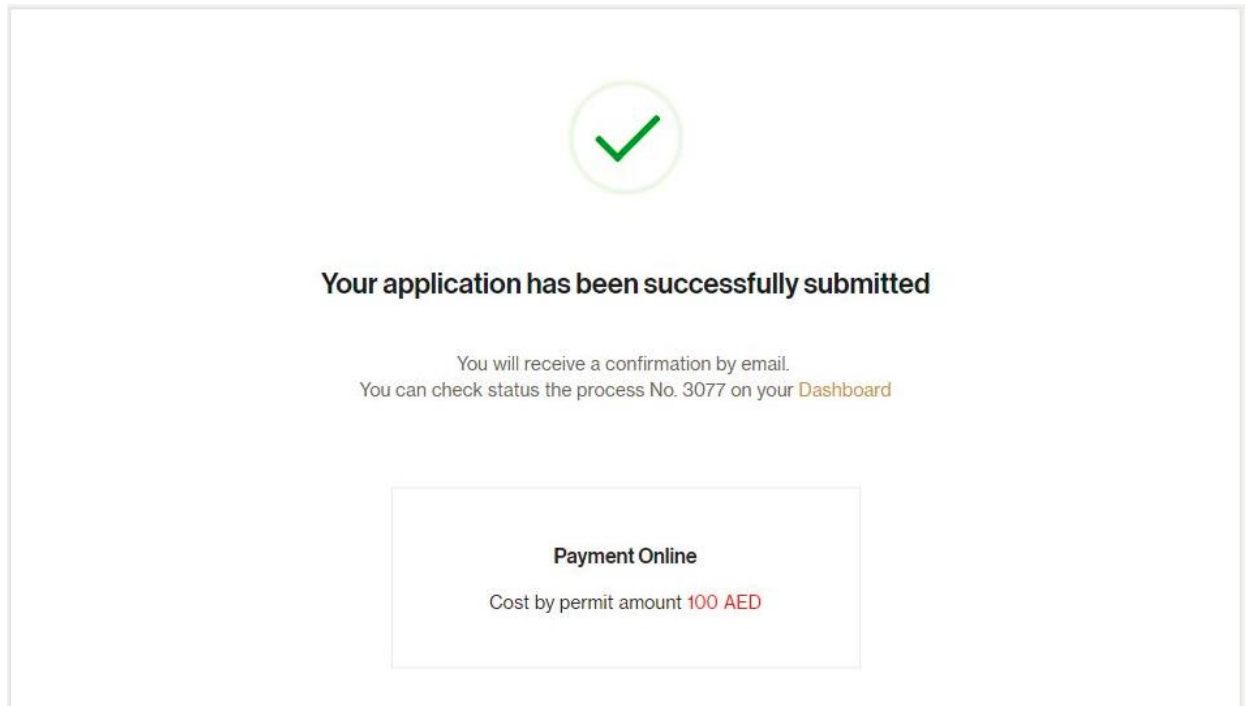
Document Attachments

Local purchase order	<input type="button" value="View"/>	<input type="button" value="Upload"/>
Technical Report	<input type="button" value="View"/>	<input type="button" value="Upload"/>
Declaration for product acceptance	<input type="button" value="View"/>	<input type="button" value="Upload"/>
Statement letter	<input type="button" value="View"/>	<input type="button" value="Upload"/>
Certificate of analysis	<input type="button" value="View"/>	<input type="button" value="Upload"/>
Invoice	<input type="button" value="View"/>	<input type="button" value="Upload"/>
Delivery order		<input type="button" value="Upload"/>

Accept the terms and conditions and click apply

I accept general Terms & Conditions *

After submitting the application a successful message displayed to the user, and the permit fees is generated. The user can perform the payment from this screen by clicking over the amount, where the system directs you to the payment screen.



Alternatively, the user can go to the payment screen in the dashboard and click over the pay button and perform the payment.

The application status will be “Waiting for approval”

[Dashboard](#) [My applications](#) [Payments](#) [New Application](#) ▶

Status				
DATE	ID NO.	APPLICATION TYPE	STATUS	ACTION
12/12/2017	3077	Import Medical Product By Local Agent	WAITING FOR APPROVAL	
12/12/2017	3054	Drug Registration testPackName	WAITING FOR APPROVAL	
12/12/2017	3055	Pricing	APPROVED	
12/12/2017	3052	Request for Drug Re-Pricing	REJECTED	
12/12/2017	3037	Drug Registration asda	APPROVED	Print Certificate

[View all](#)

After MoH approval the status will be “Waiting for shipment details” , click on Submit shipping details button to fill the details

[Dashboard](#) [My applications](#) [Payments](#) [New Application](#) ▶

Status				
DATE	ID NO.	APPLICATION TYPE	STATUS	ACTION
12/12/2017	3077	Import Medical Product By Local Agent	WAITING FOR SHIPMENT DOCUMENTS	Submit Shipping Info
12/12/2017	3054	Drug Registration testPackName	WAITING FOR APPROVAL	
12/12/2017	3055	Pricing	APPROVED	
12/12/2017	3052	Request for Drug Re-Pricing	REJECTED	
12/12/2017	3037	Drug Registration asda	APPROVED	Print Certificate

Then pay the application fees, by clicking on Pay button

Dashboard My applications Payments **New Application** ›

Status ↻

DATE	ID NO.	APPLICATION TYPE	STATUS	ACTION
12/12/2017	3077	Import Medical Product By Local Agent	WAITING FOR PAYMENT	Pay
<input type="checkbox"/>	12/12/2017	3054 Drug Registration <small>testPackName</small>	WAITING FOR APPROVAL	
	12/12/2017	3055 Pricing	APPROVED	
	12/12/2017	3052 Request for Drug Re-Pricing	REJECTED	
	12/12/2017	3037 Drug Registration <small>asda</small>	APPROVED	Print Certificate

After the inspector approves the shipment, you can print the permit by clicking on Print Permit

Dashboard My applications Payments **New Application** ›

Status ↻

DATE	ID NO.	APPLICATION TYPE	STATUS	ACTION
12/12/2017	3077	Import Medical Product By Local Agent	RELEASE TO MARKET	Print Permit
<input type="checkbox"/>	12/12/2017	3054 Drug Registration <small>testPackName</small>	WAITING FOR APPROVAL	
	12/12/2017	3055 Pricing	APPROVED	
	12/12/2017	3052 Request for Drug Re-Pricing	REJECTED	
	12/12/2017	3037 Drug Registration <small>asda</small>	APPROVED	Print Certificate

3.3 IMPORT RAW MATERIALS

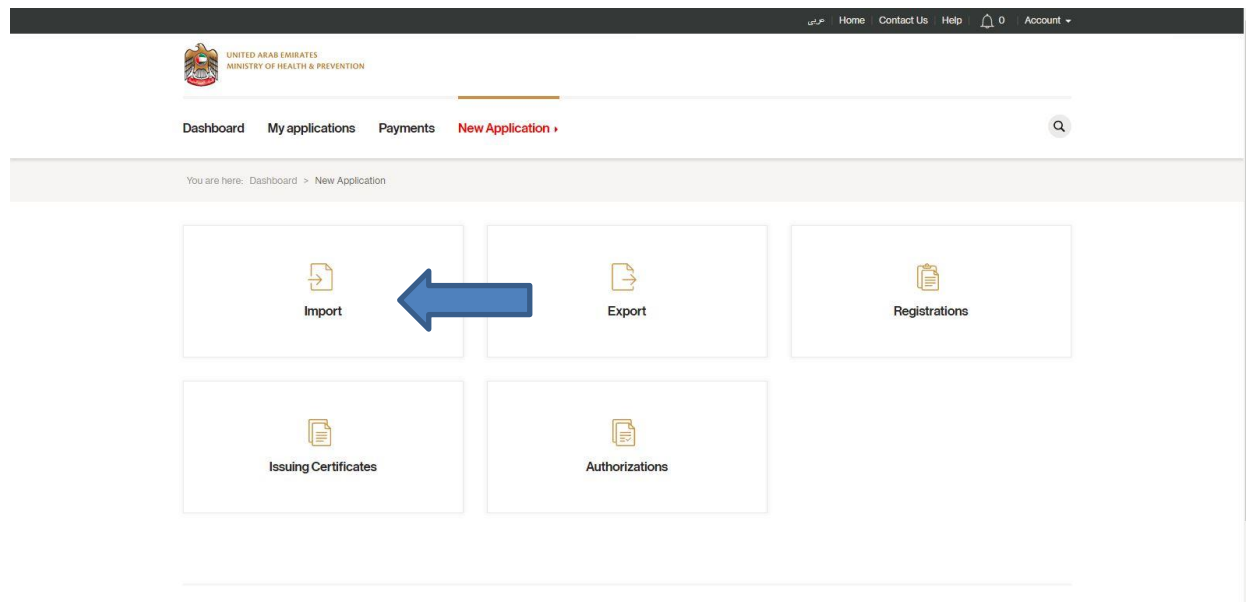
Log into the system using your credentials and then click on start new application link

The screenshot shows the user interface of the MOHAP e-services application. At the top, there is a navigation bar with links for 'Home', 'Contact Us', 'Help', 'Account', and a search icon. Below this is a header with the MOHAP logo and name. The main navigation bar includes 'Dashboard', 'My applications', 'Payments', and 'New Application'. A blue arrow points to the 'New Application' link. The main content area is divided into two sections. On the left, there is a 'Status' section with a table of applications. On the right, there is a 'Welcome to online Application e-services' banner featuring a woman at a computer and a red 'Start your application' button. A blue arrow points to this button.

DATE	ID NO.	APPLICATION TYPE	STATUS	ACTION
24/12/2017	3534	Re-Export Drugs	WAITING FOR PAYMENT	Pay
25/12/2017	3547	Authorization for Medical Product By Local Agent	APPROVED	Print Authorization
24/12/2017	3531	Authorization for Medical Product By Local Agent	APPROVED	Print Authorization
24/12/2017	3529	Request for Drug Re-Pricing	APPROVED	Print Certificate
24/12/2017	3527	Free Sale Certificate for Export Purposes CLAMOX 457 mg / 5 ml	APPROVED	Print Certificate

[View all](#)

Click on “Import” tile



Select the import purposes

Application for import permit for Raw Materials

RAW MATERIALS — INVOICE — SHIPMENT DETAILS — ATTACHMENTS — MANUFACTURER

Import Purpose Selection

Manufacture Other

Currently added product/s

Your list is empty. Please add any product

Then select the type of raw material, if it is narcotic you should have a valid authorization, otherwise, start typing the product name the system will filter the products

Application for import permit for Raw Materials

RAW MATERIALS — INVOICE — SHIPMENT DETAILS — ATTACHMENTS — MANUFACTURER

Import Purpose Selection

Manufacture Other

Type Of Raw Material

Active Product Ingredient Inactive Product Ingredient Narcotic / Controlled

Currently added product/s

Your list is empty. Please add any product

Select the active ingredient from the product data then fill the related data

[RAW MATERIALS](#) | [INVOICE](#) | [SHIPMENT DETAILS](#) | [ATTACHMENTS](#) | [MANUFACTURER](#)

Registered Product Active Ingredients

Trade Name
PARABENZOLE-FORTE BOLUS

Pack Name
PARABENZOLE-FORTE BOLUS

Product Class
Veterinary - Conventional Medicines

Product Subclass

Dispensing Mode
Prescription Only Medicine (POM)

Add registered RAW Material

albandazole

[← Back](#) [Add](#)

Add registered RAW Material

albandazole

Quantity *

Quantity Unit *

Unit Price In Invoice Currency *

Batch Number *

Batch Manufacturing Date *

Batch Expiry Date *

Ingredient Manufacturing Site *

address

City

Country

Correction to the API source is needed ?

[← Back](#) [Add](#)

Then click on Next if you don't want to add other ingredient

Type Of Raw Material

Active Product Ingredient

Select Product for Active Ingredients

Product name

Currently added product/s

No.	Product name	Quantity	Unit Price	Action
01.	PARABENZOLE-FORTE BOLUS albendazole	122	122121	Edit Delete

Fill the invoice details, and then click on Next

RAW MATERIALS — INVOICE — SHIPMENT DETAILS — ATTACHMENTS — MANUFACTURER

Invoice

Invoice No * Invoice Date *

Invoiced By *

Name * Address *

City * Country *

Invoice Amount * Currency *

Active Ingredient

	Quantity *	Unit Price *
01. albendazole	<input type="text" value="122"/>	<input type="text" value="122121"/>

Total Amount **14,898,762.00**

Click next until you reach the attachment screen; add all the attachments, click Next and accept the terms and condition then click Apply.

Follow the same steps from section 5.1 Import Medicinal product

3.4 IMPORT CHEMICAL PRECURSORS

Log into the system using your credentials and then click on start new application link

The screenshot shows the user interface of the MOHAP e-services system. At the top, there is a navigation bar with links for 'Home', 'Contact Us', 'Help', 'Account', and a notification bell. Below this is a header with the MOHAP logo and name. A blue arrow points to the 'New Application' link in the main navigation menu. The main content area is divided into two sections. On the left, a 'Status' table lists various applications with columns for Date, ID No., Application Type, Status, and Action. On the right, a 'Welcome to online Application e-services' banner features a woman at a computer and a prominent red 'Start your application' button, which is also indicated by a blue arrow.


DATE	ID NO.	APPLICATION TYPE	STATUS	ACTION
24/12/2017	3534	Re-Export Drugs	WAITING FOR PAYMENT	Pay
25/12/2017	3547	Authorization for Medical Product By Local Agent	APPROVED	Print Authorization
24/12/2017	3531	Authorization for Medical Product By Local Agent	APPROVED	Print Authorization
24/12/2017	3529	Request for Drug Re-Pricing	APPROVED	Print Certificate
24/12/2017	3527	Free Sale Certificate for Export Purposes CLAMOXY 457 mg / 5 ml	APPROVED	Print Certificate

[View all](#)


Welcome to online Application e-services

[Start your application](#)

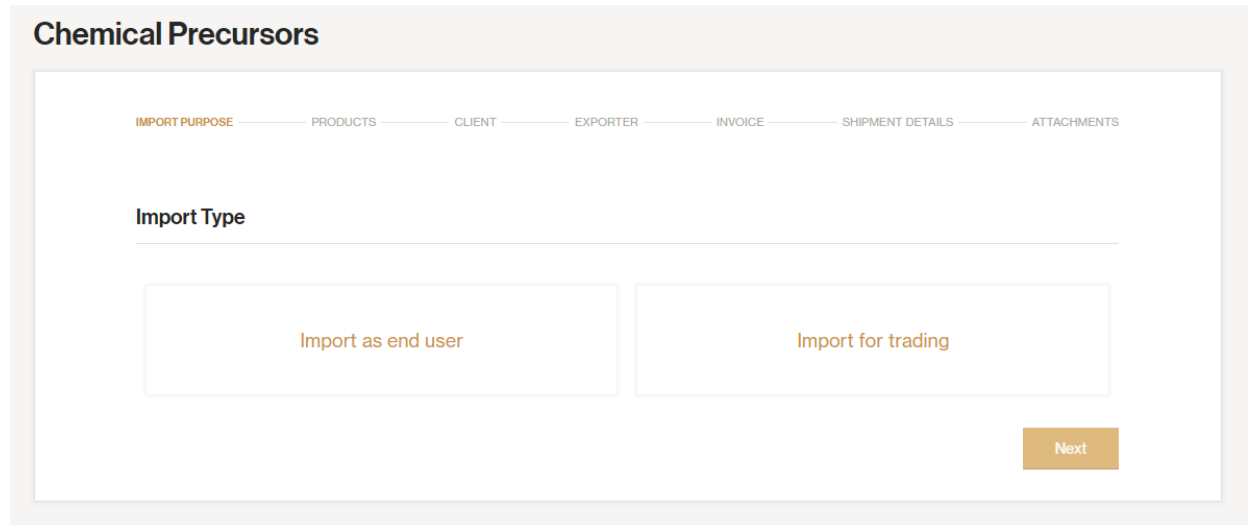
Click “Import” tile



Then select chemical precursors



Select the type of import



Start typing the chemical precursor's name, the system will filter the results for you

Chemical Precursors

IMPORT PURPOSE — PRODUCTS — CLIENT — EXPORTER — INVOICE — SHIPMENT DETAILS — ATTACHMENTS

Products

Chemical precursor name hor|

- Hydrophosphorus acid
- Phosphoric acid
- Phosphorus, red
- Phosphorus, white

Currently added product/s

Your list is empty. Please add any product

< Back Save Next

Fill the purpose of the import

Chemical Precursors

IMPORT PURPOSE — PRODUCTS — CLIENT — EXPORTER — INVOICE — SHIPMENT DETAILS — ATTACHMENTS

Chemical Precursor Details

Substance Name
Hydrophosphorus acid

CAS Number 7761-88-8 HS Code 28432100

Import Purpose *
Paint Industries

Bulk Package Size * 123 Bulk Package Size Unit * Liter

Quantity * 12 Packing Type * Tankers

Unit Price In Invoice Currency * 12321

< Back Add

If you want to add more chemicals, click on Add, otherwise click Next

Chemical Precursors

IMPORT PURPOSE — PRODUCTS — CLIENT — EXPORTER — INVOICE — SHIPMENT DETAILS — ATTACHMENTS

Products

Chemical precursor name

Currently added product/s

No.	Product name	Quantity	Bulk Pack Size	Unit price	Action
01.	Hydrosphorus acid	12	123 Liter	12321	Edit Delete

Fill the client details and click Next

Chemical Precursors

IMPORT PURPOSE — PRODUCTS — CLIENT — EXPORTER — INVOICE — SHIPMENT DETAILS — ATTACHMENTS

Client Details

Client Name *

Address *

City *

Country *

PO Box *

Telephone *

Email

Fax

Website

Fill the exporter details then click Next

Chemical Precursors

IMPORT PURPOSE — PRODUCTS — CLIENT — **EXPORTER** — INVOICE — SHIPMENT DETAILS — ATTACHMENTS

Exporter

Name * Address *

City * Country *

PO Box *

Telephone * Email

Fax Website

Fill the invoice details and then click Next

IMPORT PURPOSE — PRODUCTS — CLIENT — EXPORTER — **INVOICE** — SHIPMENT DETAILS — ATTACHMENTS

Invoice

Invoice No * Invoice Date *

Invoice Amount * Currency *

Products

No.	Product name	Quantity	Bulk Pack Size	Unit Price
01.	Hydrposphorus acid	12	123 Liter	12321

Total Amount **147,852.00**

Go to the attachment tab, fill the attachments, accept terms and conditions and then click on submit

Chemical Precursors

IMPORT PURPOSE — PRODUCTS — CLIENT — EXPORTER — INVOICE — SHIPMENT DETAILS — ATTACHMENTS

Document Attachments

Invoice	View	Upload
Valid Trade license	View	Upload
MOH License	View	Upload

[Add new document](#)

[← Back](#)

I accept general [Terms & Conditions *](#)

[Apply](#)

Follow the steps from section 5.1 Import Medicinal product for the rest of the process.

4 EXPORT

The following services exist under the export tile:

- Re-export drug (Drug Store)
- Export Medicinal product (Manufacturer)
- Export Chemical Precursors (Chemical)

4.1 RE-EXPORT DRUG

Log into the system using your credentials and then click on start new application link

UNITED ARAB EMIRATES
MINISTRY OF HEALTH & PREVENTION

Dashboard My applications Payments **New Application**

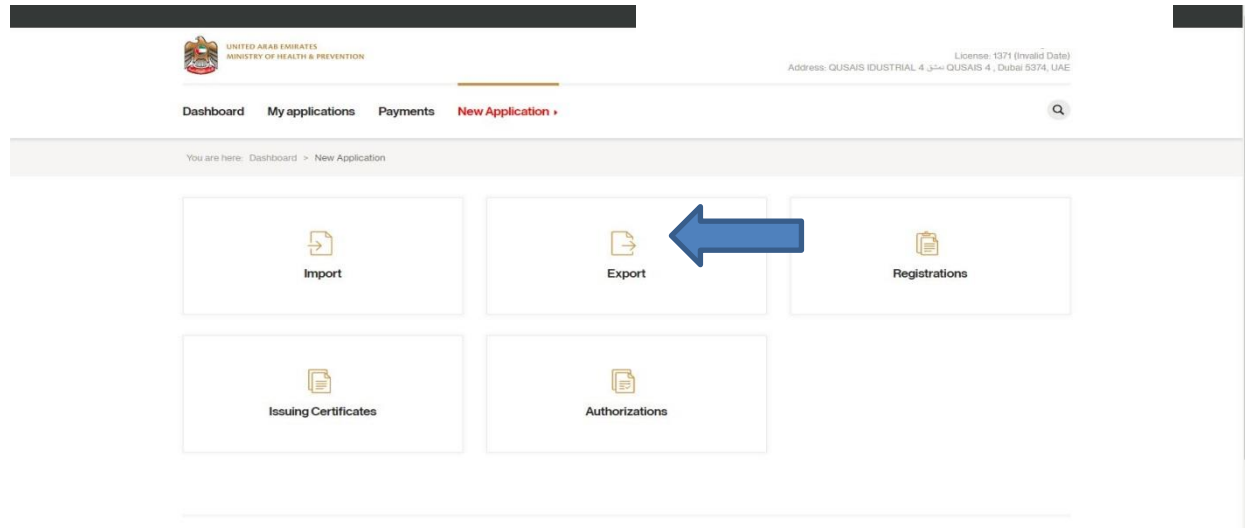
DATE	ID NO.	APPLICATION TYPE	STATUS	ACTION
24/12/2017	3534	Re-Export Drugs	WAITING FOR PAYMENT	Pay
25/12/2017	3547	Authorization for Medical Product By Local Agent	APPROVED	Print Authorization
24/12/2017	3531	Authorization for Medical Product By Local Agent	APPROVED	Print Authorization
24/12/2017	3529	Request for Drug Re-Pricing	APPROVED	Print Certificate
24/12/2017	3527	Free Sale Certificate for Export Purposes CLAMOX 457 mg / 5 ml	APPROVED	Print Certificate

View all

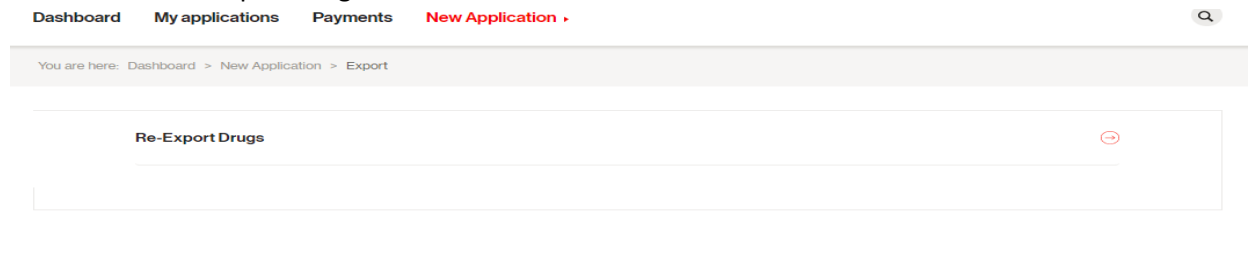
Welcome to online Application e-services

Start your application

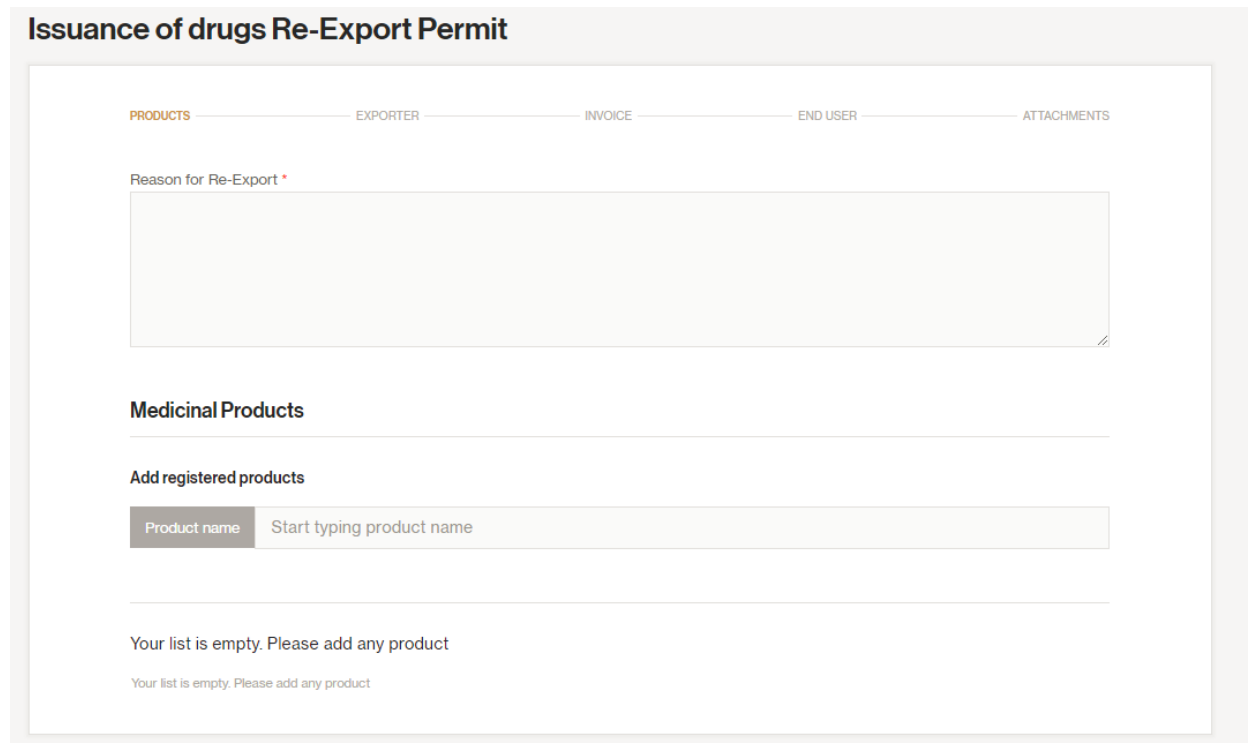
Click on “export” tile



Then click on Re-export drug



Fill the reason of the re-export and then add a registered product



Add the price and batch details and then click add

Product Details

Product Unit Price *

Quantity *

Batch Number *

Batch Manufacturing Date

Batch Expiry Date

Comments

[← Back](#)
[Update](#)

Click Next

Issuance of drugs Re-Export Permit

PRODUCTS
EXPORTER
INVOICE
END USER
ATTACHMENTS

Reason for Re-Export *

Medicinal Products

Add registered products

Your list is empty. Please add any product

No.	Product name	Quantity	Unit Price	Action
01.	Panadrex 500mg 12 's	12	243432	Edit Delete

[Next](#)

Fill the invoice details

Issuance of drugs Re-Export Permit

PRODUCTS — EXPORTER — **INVOICE** — END USER — ATTACHMENTS

Invoice

Invoice No * Invoice Date *

Manufacturer Invoice Amount * Currency *

Port of Exit *

Port of Entry *

Products

	Quantity on Permit *	Unit Price on Invoice *
01. Panadrex 500mg 12 's	<input style="border: 1px solid #ccc; border-radius: 4px; padding: 2px 10px;" type="text" value="12"/>	<input style="border: 1px solid #ccc; border-radius: 4px; padding: 2px 10px;" type="text" value="243432"/>

Products Amount GBP 2,921,184.00

Fill the End user details

Issuance of drugs Re-Export Permit

PRODUCTS — EXPORTER — INVOICE — ENDUSER — ATTACHMENTS

End User

Health Authority Name *
This field is required!

Approval Number *

Name

Account No

Country City

Address

PO Box

Telephone FAX

Email Website

Custom Business ID

Attach the documents, accept terms and conditions and then click Apply

Issuance of drugs Re-Export Permit


PRODUCTS — EXPORTER — INVOICE — END USER — ATTACHMENTS

Document Attachments

LPO	<input type="button" value="View"/>	<input type="button" value="Upload"/>
Registration certificate for the country of End User	<input type="button" value="View"/>	<input type="button" value="Upload"/>
Invoice	<input type="button" value="View"/>	<input type="button" value="Upload"/>

I accept general Terms & Conditions *

After submitting the application a successful message displayed to the user, and the permit fees is generated. The user can perform the payment from this screen by clicking over the amount, where the system directs you to the payment screen.



Your application has been successfully submitted

You will receive a confirmation by email.
You can check status the process No. 3077 on your [Dashboard](#)

Payment Online

Cost by permit amount **100 AED**

Alternatively, the user can go to the payment screen in the dashboard and click over the pay button and perform the payment.

After the application is approved by the officer, then you can pay the application fees

Dashboard My applications Payments **New Application >**



You are here: Dashboard > My applications

DATE	ID NO.	APPLICATION TYPE	STATUS	ACTION
24/12/2017	3534	Re-Export Drugs	WAITING FOR PAYMENT	Pay
25/12/2017	3547	Authorization for Medical Product By Local Agent	APPROVED	Print Authorization

Then you can print the application permit by clicking over Print Pemrit

Dashboard My applications Payments **New Application >**

Status				
DATE	ID NO.	APPLICATION TYPE	STATUS	ACTION
24/12/2017	3534	Re-Export Drugs	APPROVED	Print Permit
27/12/2017	3634	Re-Export Drugs	APPLICATION PROCESSING	

4.2 EXPORT MEDICINAL PRODUCT

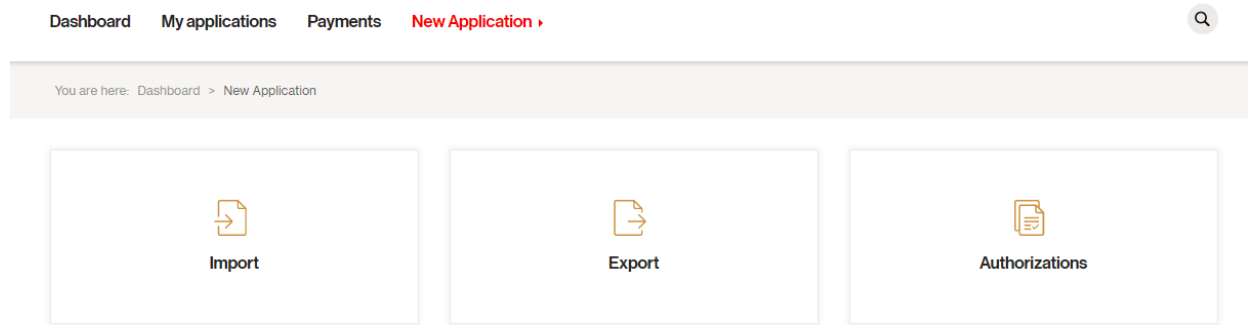
Log into the system using your credentials and then click on start new application link

The screenshot shows the user interface of the e-services application. At the top, there is a navigation bar with links for 'Home', 'Contact Us', 'Help', and 'Account'. Below this is a header with the Ministry of Health & Prevention logo and name. The main navigation bar includes 'Dashboard', 'My applications', 'Payments', and 'New Application'. A blue arrow points to the 'New Application' link. The main content area is divided into two sections. On the left is a 'Status' table with columns for DATE, ID NO., APPLICATION TYPE, STATUS, and ACTION. On the right is a 'Welcome to online Application e-services' banner featuring a woman at a computer and a red 'Start your application' button. A blue arrow points to this button.

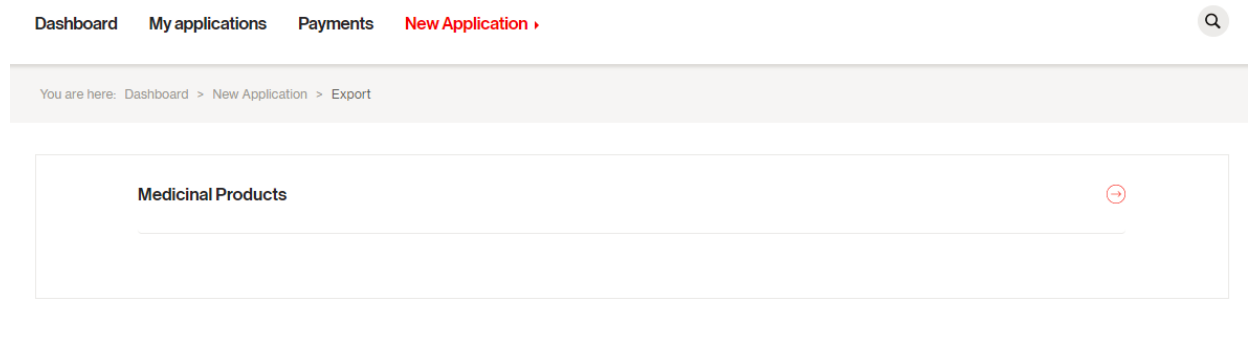
DATE	ID NO.	APPLICATION TYPE	STATUS	ACTION
24/12/2017	3534	Re-Export Drugs	WAITING FOR PAYMENT	Pay
25/12/2017	3547	Authorization for Medical Product By Local Agent	APPROVED	Print Authorization
24/12/2017	3531	Authorization for Medical Product By Local Agent	APPROVED	Print Authorization
24/12/2017	3529	Request for Drug Re-Pricing	APPROVED	Print Certificate
24/12/2017	3527	Free Sale Certificate for Export Purposes CLAMOX 457 mg / 5 ml	APPROVED	Print Certificate

[View all](#)

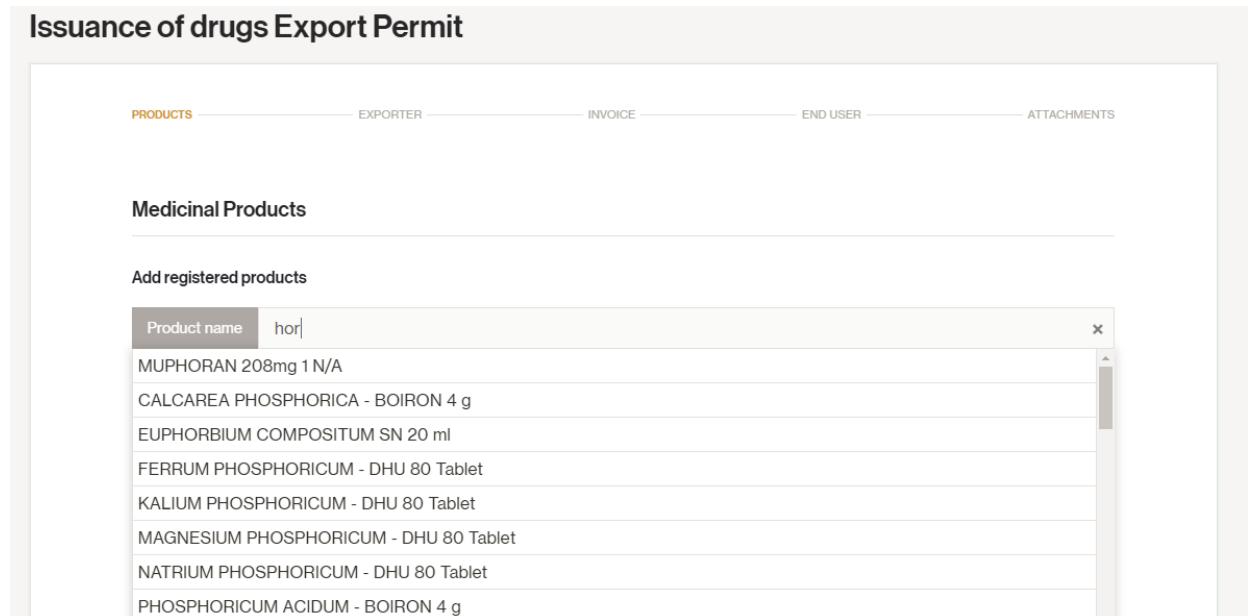
Click on “Export” tile



Click on Medicinal product link



Start typing the product name, the system will filter the products based on the entered data, select the product



Add the price and batch details and then click add

Product Details

Product Unit Price *

Quantity *

Batch Number *

Batch Manufacturing Date

Batch Expiry Date

Comments

[← Back](#)

[Update](#)

Click Next

Issuance of drugs Export Permit

PRODUCTS
EXPORTER
INVOICE
END USER
ATTACHMENTS

Medicinal Products

Add registered products

Start typing product name

Currently added product/s

No.	Product name	Quantity	Unit Price	Action
01.	CALCAREA PHOSPHORICA - BOIRON 4 g	32432	344432	Edit Delete

[Next](#)

Fill the exporter details and click Next

Exporter

Name *

Country *

City *

Street Address *

PO Box

Telephone *

FAX

Email *

Website

[← Back](#) [Save](#) [Next](#)

Fill the invoice details and click Next

Issuance of drugs Export Permit

PRODUCTS — EXPORTER — **INVOICE** — END USER — ATTACHMENTS

Invoice

Invoice No *

Invoice Date *

Manufacturer

Invoice Amount *

Currency *

Port of Exit *

Port of Entry *

Country of arrival *

Products

	Quantity on Permit *	Unit Price on Invoice *
01. CALCAREA PHOSPHORICA - BOIRON 4 g	<input type="text" value="32432"/>	<input type="text" value="344432"/>

Products Amount GBP 11,170,618,624.00

[← Back](#) [Save](#) [Next](#)

Fill the End User details and click next

Issuance of drugs Export Permit

PRODUCTS — EXPORTER — INVOICE — **END USER** — ATTACHMENTS

End User

Name *

Health Authority Name * Approval Number *

Account No

Country City

Address

PO Box

Telephone FAX

Email Website
http://www...

Custom Business ID

< Back Save Next

Add attachments, accept terms and conditions, and then click Apply

Issuance of drugs Export Permit

PRODUCTS > EXPORTER > INVOICE > END USER > ATTACHMENTS

Document Attachments

Invoice *

LPO *

Registration certificate for the country of End User *

I accept general Terms & Conditions *

After submitting the application a successful message displayed to the user, and the permit fees is generated. The user can perform the payment from this screen by clicking over the amount, where the system directs you to the payment screen.

Your application has been successfully submitted

You will receive a confirmation by email.
You can check status the process No. 3077 on your [Dashboard](#)

Payment Online
Cost by permit amount **100 AED**

Alternatively, the user can go to the payment screen in the dashboard and click over the pay button and perform the payment.

Then follow the same steps on section 6.1 Re-export drug service.

4.3 EXPORT CHEMICAL PRECURSORS

Log into the system using your credentials and then click on start new application link

The screenshot shows the user interface of the MOHAP e-services system. At the top, there is a navigation bar with links for 'Home', 'Contact Us', 'Help', and 'Account'. Below this is a header with the MOHAP logo and name. A blue arrow points to the 'New Application' link in the navigation menu. The main content area is divided into two sections. On the left, a 'Status' table lists various applications with columns for Date, ID No., Application Type, Status, and Action. On the right, a 'Welcome to online Application e-services' banner features a woman at a computer and a prominent red 'Start your application' button, which is also indicated by a blue arrow.

DATE	ID NO.	APPLICATION TYPE	STATUS	ACTION
24/12/2017	3534	Re-Export Drugs	WAITING FOR PAYMENT	Pay
25/12/2017	3547	Authorization for Medical Product By Local Agent	APPROVED	Print Authorization
24/12/2017	3531	Authorization for Medical Product By Local Agent	APPROVED	Print Authorization
24/12/2017	3529	Request for Drug Re-Pricing	APPROVED	Print Certificate
24/12/2017	3527	Free Sale Certificate for Export Purposes CLAMOXY 457 mg / 5 ml	APPROVED	Print Certificate

[View all](#)


Welcome to online Application e-services

[Start your application](#)

Click on “Export” tile

[Dashboard](#) [My applications](#) [Payments](#) [New Application ▾](#)

You are here: [Dashboard](#) > [New Application](#)



Click on Chemical precursor’s link

[Dashboard](#) [My applications](#) [Payments](#) [New Application ▾](#)

You are here: [Dashboard](#) > [New Application](#) > [Export](#)

Chemical precursors

Start typing the product name, the system will filter the products based on the entered data, select the product

Issuance of Export Permit for Chemical Precursors

[PRODUCTS](#) [MANUFACTURER](#) [EXPORTER](#) [SHIPPING DETAILS](#) [INVOICE](#) [CONSIGNEE](#) [ATTACHMENTS](#)

Products

Add registered product:

Currently added product/s

Your list is empty. Please add any product

Fill in the mandatory fields and click on Add

Issuance of Export Permit for Chemical Precursors

PRODUCTS — MANUFACTURER — EXPORTER — SHIPPING DETAILS — INVOICE — CONSIGNEE — ATTACHMENTS

Registered Product

Substance Name
Hydrposphorus acid

CAS No
7761-88-8

HS Code
28432100

Bulk Pack Size *
1

Bulk Pack Size Unit *
g

Quantity *
1

Packing Type *
Liters

Unit Price In Invoice Currency *
1

< Back Add

Click Next

Issuance of Export Permit for Chemical Precursors

PRODUCTS — MANUFACTURER — EXPORTER — SHIPPING DETAILS — INVOICE — CONSIGNEE — ATTACHMENTS

Products

Add registered product:

Chemical precursor name

Currently added product/s

No.	Product name	Quantity	Unit price	Action
01.	Hydrposphorus acid	1	1	Edit Delete

Next

Fill the manufacturer details and click Next

Issuance of Export Permit for Chemical Precursors

PRODUCTS — MANUFACTURER — EXPORTER — SHIPPING DETAILS — INVOICE — CONSIGNEE — ATTACHMENTS

Manufacturer

Name *

Country * City *

Country * City *

Address *

PO Box *

Telephone * FAX

Telephone * FAX

Email Website

Email Website

Fill the exporter details and click Next

Issuance of Export Permit for Chemical Precursors

PRODUCTS — MANUFACTURER — **EXPORTER** — SHIPPING DETAILS — INVOICE — CONSIGNEE — ATTACHMENTS

Exporter

Name *

Country City *

Address *

PO Box *

Telephone * FAX

Email Website

Fill the shipping details and click Next

Issuance of Export Permit for Chemical Precursors

PRODUCTS — MANUFACTURER — EXPORTER — **SHIPPING DETAILS** — INVOICE — CONSIGNEE — ATTACHMENTS

Shipment Details

Port of Departure * Port of Arrival *

This field is required! This field is required!

Shipping Document Information

Document Type * Document Number * Document Date *

Fill the invoice details and click Next

Issuance of Export Permit for Chemical Precursors

PRODUCTS — MANUFACTURER — EXPORTER — SHIPPING DETAILS — **INVOICE** — CONSIGNEE — ATTACHMENTS

Invoice

Invoice No * Invoice Date *

Invoiced From Invoice Amount * Currency *

Products

	Quantity on Permit *	Unit Price on Invoice *
01. Hydrposphorus acid	<input type="text" value="1"/>	<input type="text" value="1"/>

Products Amount **1.00**

Fill the Consignee details and click Next

Issuance of Export Permit for Chemical Precursors

PRODUCTS — MANUFACTURER — EXPORTER — SHIPPING DETAILS — INVOICE — **CONSIGNEE** — ATTACHMENTS

Consignee

Name *

Country * City *

Address *

PO Box *

Telephone * FAX

Email Website

http://www...

◀ Back Save Next

Add attachments, accept terms and conditions, and then click Apply

Issuance of Export Permit for Chemical Precursors


PRODUCTS — MANUFACTURER — EXPORTER — SHIPPING DETAILS — INVOICE — CONSIGNEE — ATTACHMENTS

Document Attachments

Invoice	<input type="button" value="View"/>	<input type="button" value="Upload"/>
Valid Trade license	<input type="button" value="View"/>	<input type="button" value="Upload"/>
MOH License	<input type="button" value="View"/>	<input type="button" value="Upload"/>

I accept general Terms & Conditions *

After submitting the application a successful message displayed to the user, and the permit fees is generated. The user can perform the payment from this screen by clicking over the amount, where the system directs you to the payment screen.



Your application has been successfully submitted

You will receive a confirmation by email.
You can check status the process No. 3077 on your [Dashboard](#)

Payment Online

Cost by permit amount **100 AED**

Alternatively, the user can go to the payment screen in the dashboard and click over the pay button and perform the payment.

Then follow the same steps on section 6.1 Re-export drug service.